

Alexandria Glengarry News



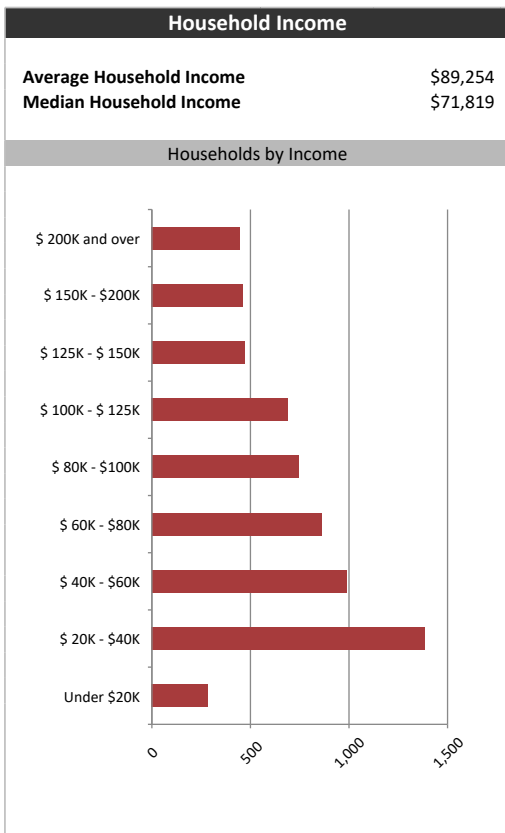
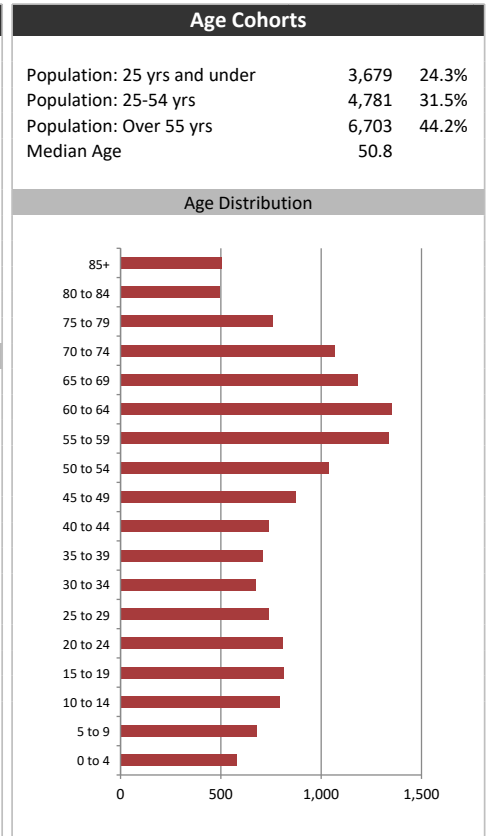
Summary Report

April 12, 2022

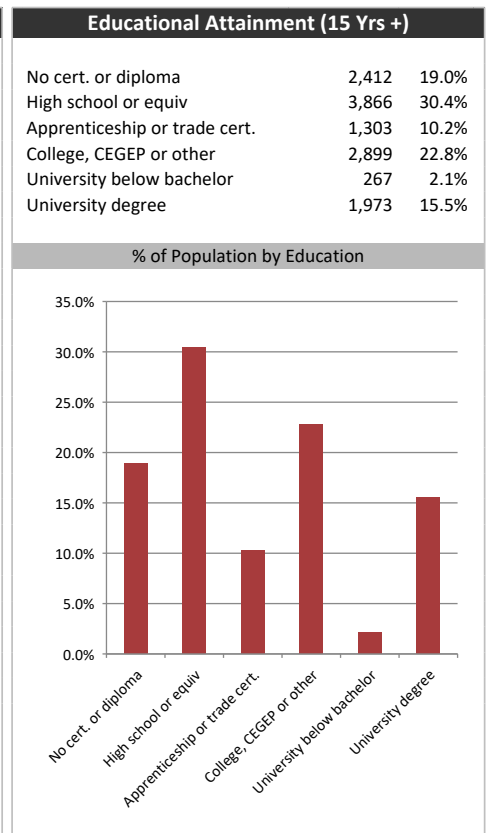
Market Information		
Average Household Spending / Yr		
Mortgage payments	\$	4,573
Cell Phone, Pager & Services	\$	1,187
Internet Access Services	\$	524
Home Renovations	\$	1,547
Retirement & pension fund payments	\$	1,528
Lotteries	\$	784
Health Insurance	\$	806
Household appliances	\$	736
Furnishings	\$	1,420
Computer hardware	\$	159
Auto/Truck Purchase	\$	7,690
Auto/Truck Rental or Lease	\$	76
Air Travel	\$	253
Age of Home Owners		
15 to 24 years	118	1.9%
25 to 34 years	593	9.4%
35 to 44 years	759	12.0%
45 to 54 years	1,016	16.0%
55 to 64 years	1,510	23.8%
65 to 74 years	1,347	21.3%
75 years or over	990	15.6%

Population & Household Summary	
Total Population	15,163
Population Growth 2016-2021	1.3%
Population Growth 2021-2026	0.4%
Total Households	6,333
Household Growth 2016-2021	0.7%
Household Growth 2021-2026	0.2%
% of Households with Children	34.4%
% of Households - Married w/ Kids	25.6%
% of Households - Single Parent	8.7%
% of Households by Household Size	

Household Size	% of Households
1 person	~27%
2 persons	~42%
3 persons	~13%
4 persons	~11%
5 or more persons	~7%



Visible Minorities & Language	
Population by Visible Minority	
Chinese	0.1%
South Asian	1.0%
Black	0.8%
Filipino	0.3%
Latin American	0.1%
Southeast Asian	0.0%
Arab	0.0%
West Asian	0.0%
Korean	0.0%
Japanese	0.0%
Visible minority, n.i.e.	0.1%
Multiple visible minorities	0.1%
Population by Mother Tongue	
Single Responses	98.1%
English	55.8%
French	38.1%
Non-Official languages	4.2%
Multiple responses	1.9%



Alexandria Glengarry News



Distribution Map

