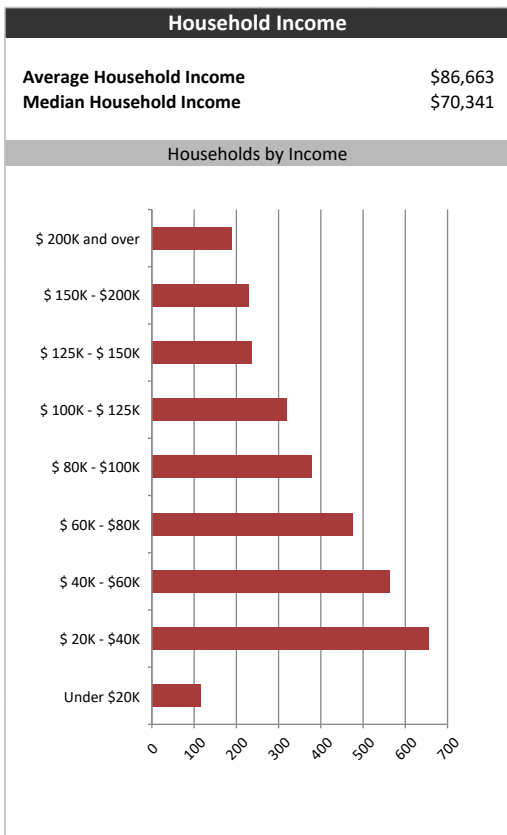
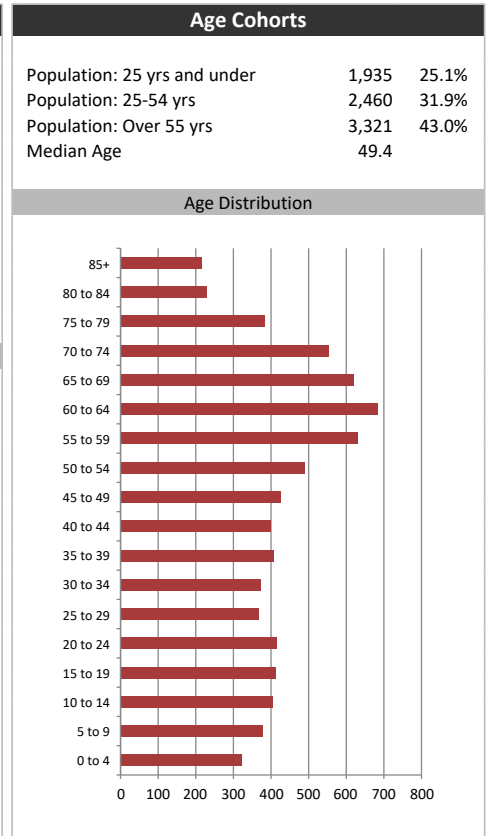


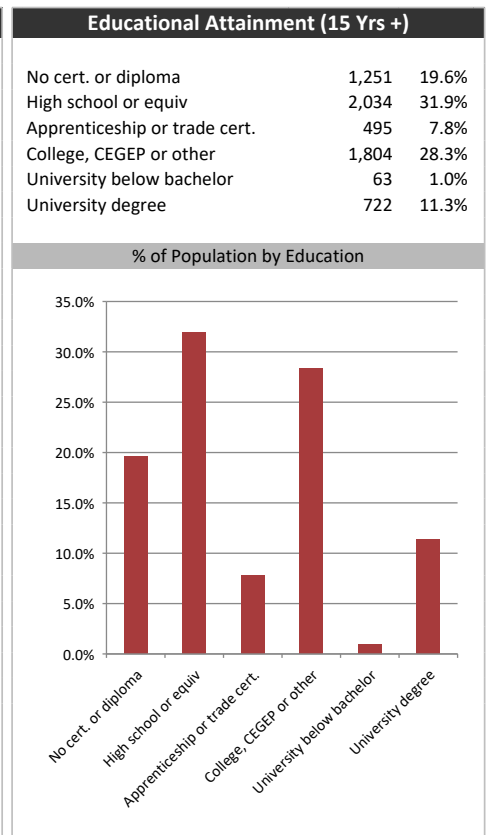
Market Information		
Average Household Spending / Yr		
Mortgage payments	\$	3,564
Cell Phone, Pager & Services	\$	1,188
Internet Access Services	\$	487
Home Renovations	\$	802
Retirement & pension fund payments	\$	1,152
Lotteries	\$	853
Health Insurance	\$	323
Household appliances	\$	712
Furnishings	\$	957
Computer hardware	\$	233
Auto/Truck Purchase	\$	5,614
Auto/Truck Rental or Lease	\$	97
Air Travel	\$	223
Age of Home Owners		
15 to 24 years	59	1.9%
25 to 34 years	340	10.8%
35 to 44 years	429	13.6%
45 to 54 years	456	14.4%
55 to 64 years	740	23.4%
65 to 74 years	696	22.0%
75 years or over	440	13.9%

Population & Household Summary	
Total Population	7,716
Population Growth 2016-2021	-1.5%
Population Growth 2021-2026	0.0%
Total Households	3,159
Household Growth 2016-2021	-4.2%
Household Growth 2021-2026	-0.1%
% of Households with Children	35.0%
% of Households - Married w/ Kids	25.3%
% of Households - Single Parent	9.8%
% of Households by Household Size	

Household Size	% of Households
1 person	28.0%
2 persons	41.0%
3 persons	14.0%
4 persons	12.0%
5 or more persons	6.0%



Visible Minorities & Language	
Population by Visible Minority	
Chinese	0.8%
South Asian	0.0%
Black	1.1%
Filipino	0.0%
Latin American	0.0%
Southeast Asian	0.0%
Arab	0.0%
West Asian	0.0%
Korean	0.0%
Japanese	0.1%
Visible minority, n.i.e.	0.0%
Multiple visible minorities	0.2%
Population by Mother Tongue	
Single Responses	99.5%
English	92.8%
French	1.4%
Non-Official languages	5.3%
Multiple responses	0.5%



# Blenheim News-Tribune

## Distribution Map

