

# Bradford West Gwillimbury Topic



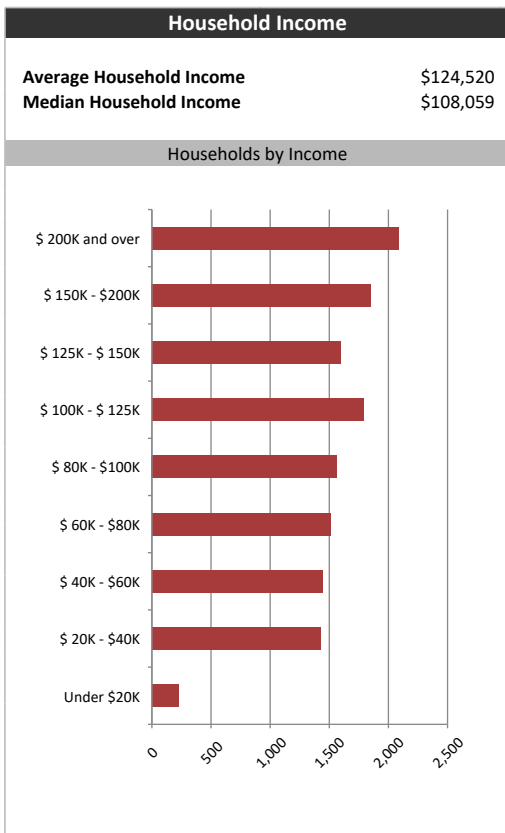
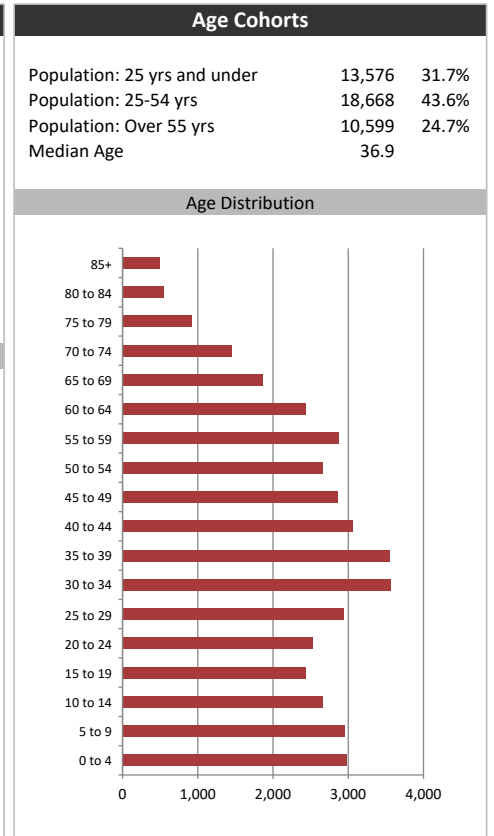
## Summary Report

April 12, 2022

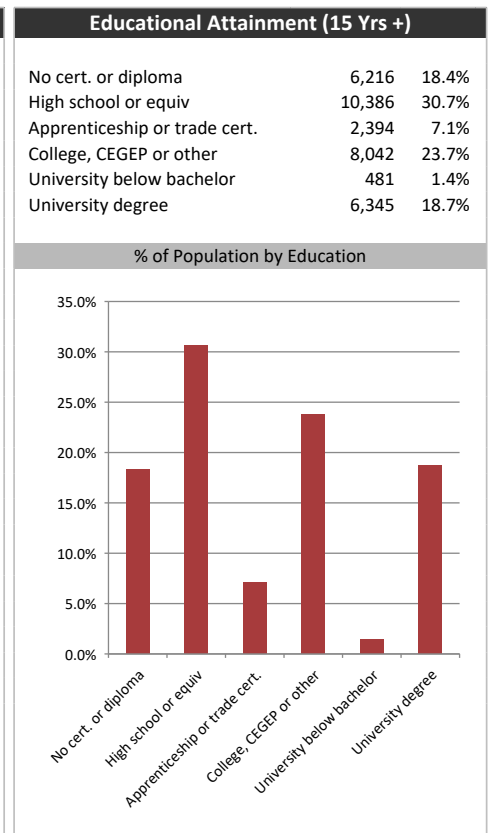
Market Information		
Average Household Spending / Yr		
Mortgage payments	\$	9,778
Cell Phone, Pager & Services	\$	1,607
Internet Access Services	\$	624
Home Renovations	\$	924
Retirement & pension fund payments	\$	2,062
Lotteries	\$	732
Health Insurance	\$	516
Household appliances	\$	842
Furnishings	\$	2,275
Computer hardware	\$	329
Auto/Truck Purchase	\$	8,695
Auto/Truck Rental or Lease	\$	298
Air Travel	\$	419
Age of Home Owners		
15 to 24 years	123	0.9%
25 to 34 years	2,057	15.2%
35 to 44 years	3,167	23.5%
45 to 54 years	2,814	20.9%
55 to 64 years	2,623	19.4%
65 to 74 years	1,701	12.6%
75 years or over	1,011	7.5%

Population & Household Summary	
Total Population	42,843
Population Growth 2016-2021	17.3%
Population Growth 2021-2026	8.8%
Total Households	13,496
Household Growth 2016-2021	12.7%
Household Growth 2021-2026	8.5%
% of Households with Children	57.4%
% of Households - Married w/ Kids	46.4%
% of Households - Single Parent	11.0%
% of Households by Household Size	

Household Size	Percentage
1 person	15.0%
2 persons	28.0%
3 persons	20.0%
4 persons	22.0%
5 or more persons	15.0%



Visible Minorities & Language	
Population by Visible Minority	
Chinese	1.9%
South Asian	6.7%
Black	2.8%
Filipino	1.4%
Latin American	3.4%
Southeast Asian	3.1%
Arab	0.8%
West Asian	1.6%
Korean	0.2%
Japanese	0.0%
Visible minority, n.i.e.	1.3%
Multiple visible minorities	0.8%
Population by Mother Tongue	
Single Responses	97.0%
English	66.0%
French	1.2%
Non-Official languages	29.9%
Multiple responses	3.0%



# Bradford West Gwillimbury Topic



## Distribution Map

Map

