

# Brantford Expositor, Your TMC Newspaper



## Summary Report

January 9, 2018

Market Information		
Average Household Spending / Yr		
Mortgage payments	\$	5,254
Cell Phone, Pager & Services	\$	975
Internet Access Services	\$	444
Home Renovations	\$	544
Retirement & pension fund payments	\$	1,437
Lotteries	\$	1,039
Health Insurance	\$	349
Household appliances	\$	539
Furnishings	\$	1,082
Computer hardware	\$	108
Auto/Truck Purchase	\$	5,548
Auto/Truck Rental or Lease	\$	84
Air Travel	\$	599

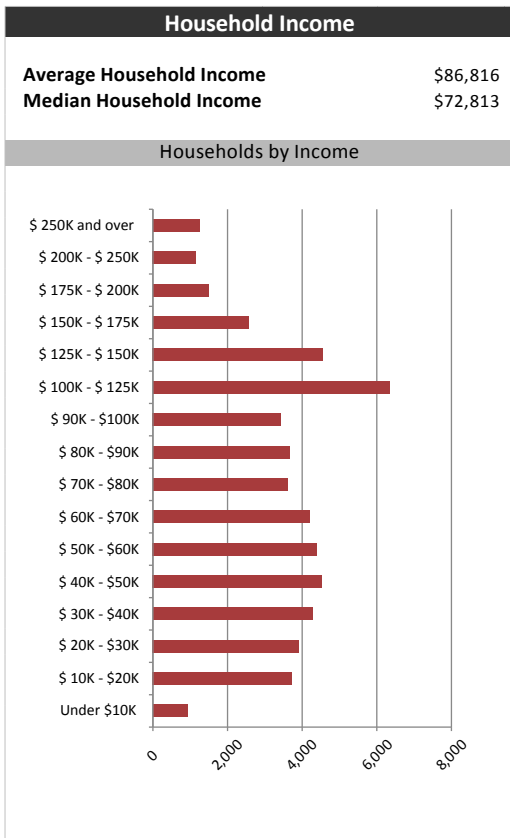
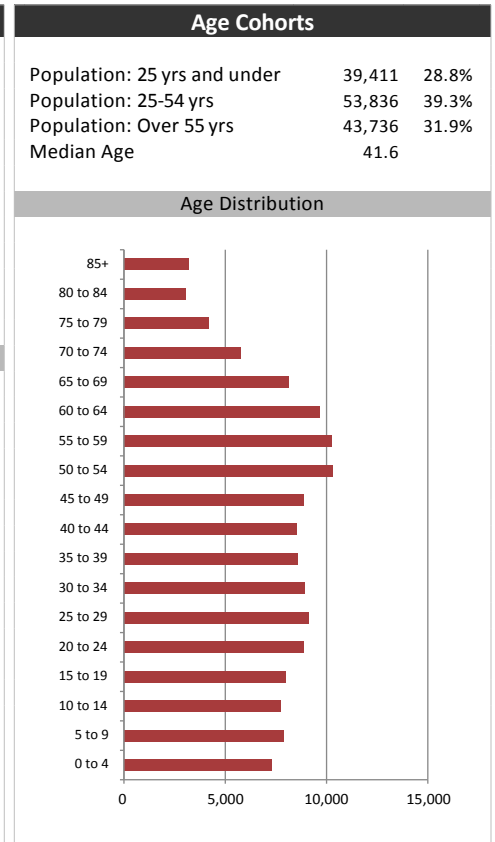
  

Age of Home Owners		
15 to 24 years	1,698	3.2%
25 to 34 years	7,892	14.8%
35 to 44 years	9,257	17.3%
45 to 54 years	10,005	18.7%
55 to 64 years	10,922	20.4%
65 to 74 years	7,816	14.6%
75 years or over	5,860	11.0%

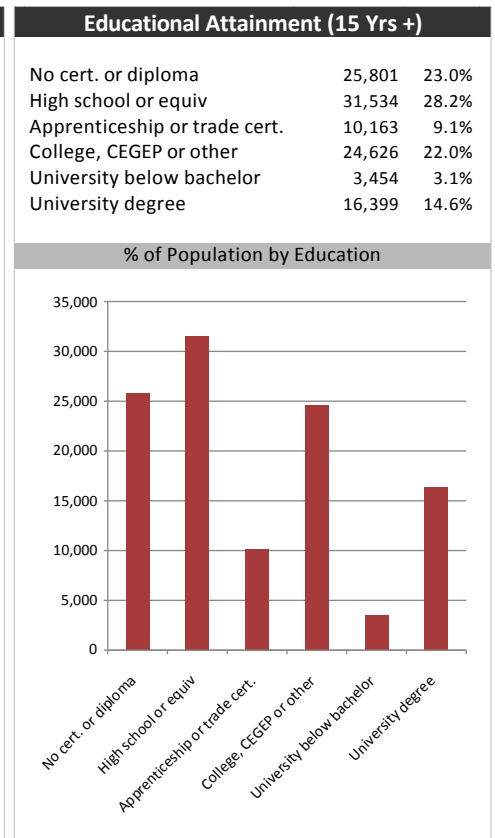
Population & Household Summary	
Total Population	136,983
Population Growth 2012-2017	3.5%
Population Growth 2017-2022	4.0%
Total Households	53,450
Household Growth 2012-2017	2.9%
Household Growth 2017-2022	4.0%
% of Households with Children	43.4%
% of Households - Married w/ Kids	31.2%
% of Households - Single Parent	12.2%

% of Households by Household Size	
1	25.0%
2	34.5%
3	16.5%
4-5	21.0%
6+	2.5%



Visible Minorities & Language	
<b>Population by Visible Minority</b>	
Chinese	0.6%
South Asian	1.7%
Black	1.5%
Filipino	0.5%
Latin American	0.2%
Southeast Asian	0.6%
Arab	0.3%
West Asian	0.1%
Korean	0.2%
Japanese	0.1%
Visible minority, n.i.e.	0.1%
Multiple visible minorities	0.2%
<b>Population by Mother Tongue</b>	
Single Responses	99.1%
English	89.1%
French	1.1%
Non-Official languages	9.0%
Multiple responses	0.9%



# Brantford Expositor, Your TMC Newspaper



## Distribution Map

### Map

