

Brantford, Brant News



Summary Report

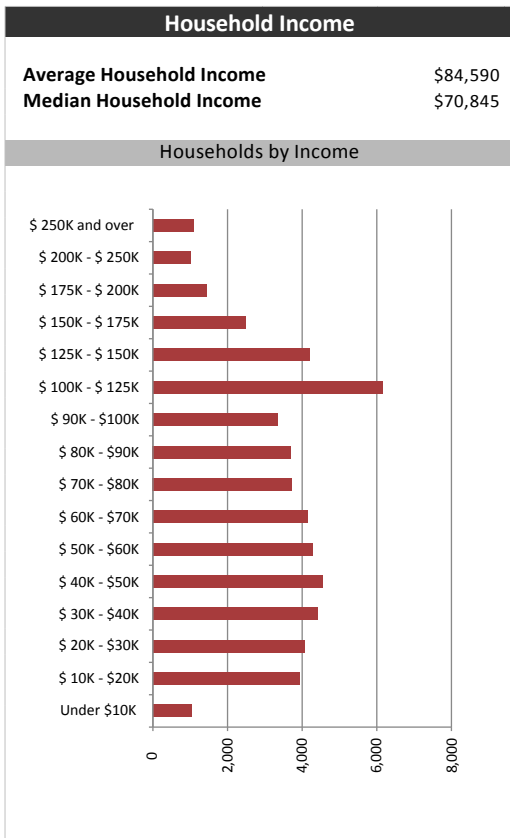
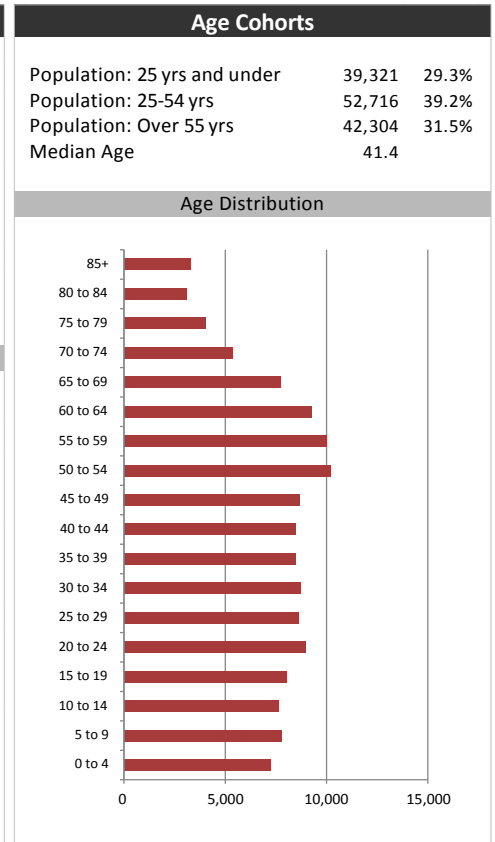
January 16, 2017

Market Information		
Average Household Spending / Yr		
Mortgage payments	\$	5,337
Cell Phone, Pager & Services	\$	884
Internet Access Services	\$	442
Home Renovations	\$	238
Retirement & pension fund payments	\$	1,404
Lotteries	\$	973
Health Insurance	\$	592
Household appliances	\$	610
Furnishings	\$	1,167
Computer hardware	\$	188
Auto/Truck Purchase	\$	4,114
Auto/Truck Rental or Lease	\$	401
Air Travel	\$	410

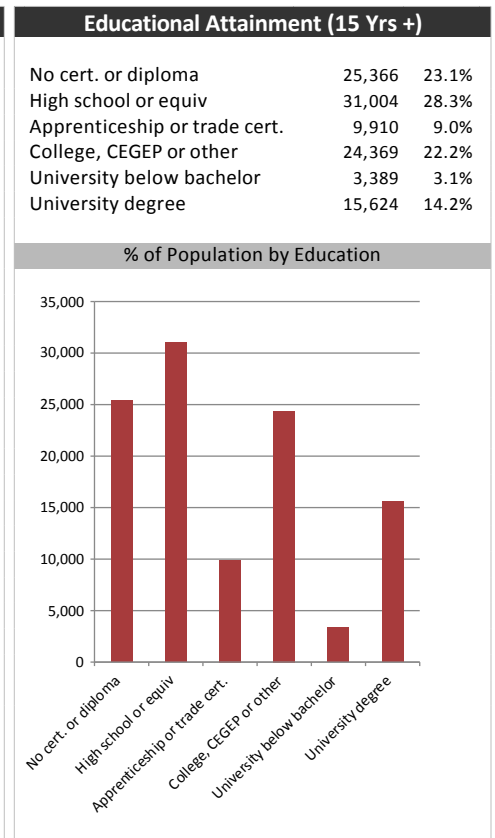
Age of Home Owners		
15 to 24 years	1,735	3.3%
25 to 34 years	7,822	14.8%
35 to 44 years	9,290	17.6%
45 to 54 years	10,174	19.2%
55 to 64 years	10,715	20.2%
65 to 74 years	7,488	14.2%
75 years or over	5,692	10.8%

Population & Household Summary	
Total Population	134,341
Population Growth 2011-2016	2.8%
Population Growth 2016-2021	3.3%
Total Households	52,916
Household Growth 2011-2016	3.0%
Household Growth 2016-2021	3.3%
% of Households with Children	42.7%
% of Households - Married w/ Kids	30.6%
% of Households - Single Parent	12.1%

% of Households by Household Size	
1	25.0%
2	34.5%
3	16.5%
4-5	20.5%
6+	3.0%



Visible Minorities & Language	
Population by Visible Minority	
Chinese	0.6%
South Asian	1.6%
Black	1.5%
Filipino	0.5%
Latin American	0.2%
Southeast Asian	0.6%
Arab	0.3%
West Asian	0.1%
Korean	0.2%
Japanese	0.1%
Visible minority, n.i.e.	0.1%
Multiple visible minorities	0.2%
Population by Mother Tongue	
Single Responses	99.1%
English	89.0%
French	1.1%
Non-Official languages	9.0%
Multiple responses	0.9%



Brantford, Brant News

Distribution Map

Map

