

Brockville St. Lawrence News



Summary Report

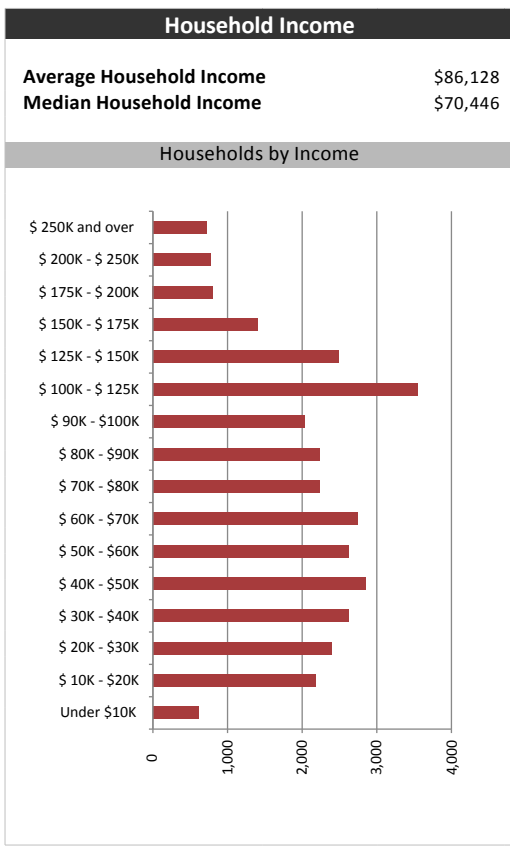
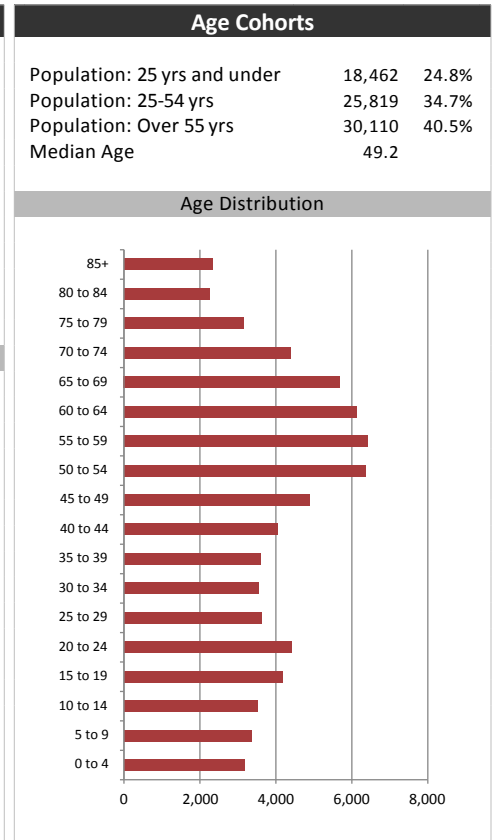
January 16, 2017

Market Information		
Average Household Spending / Yr		
Mortgage payments	\$	5,583
Cell Phone, Pager & Services	\$	895
Internet Access Services	\$	452
Home Renovations	\$	411
Retirement & pension fund payments	\$	1,565
Lotteries	\$	819
Health Insurance	\$	1,344
Household appliances	\$	659
Furnishings	\$	1,048
Computer hardware	\$	165
Auto/Truck Purchase	\$	5,190
Auto/Truck Rental or Lease	\$	340
Air Travel	\$	549

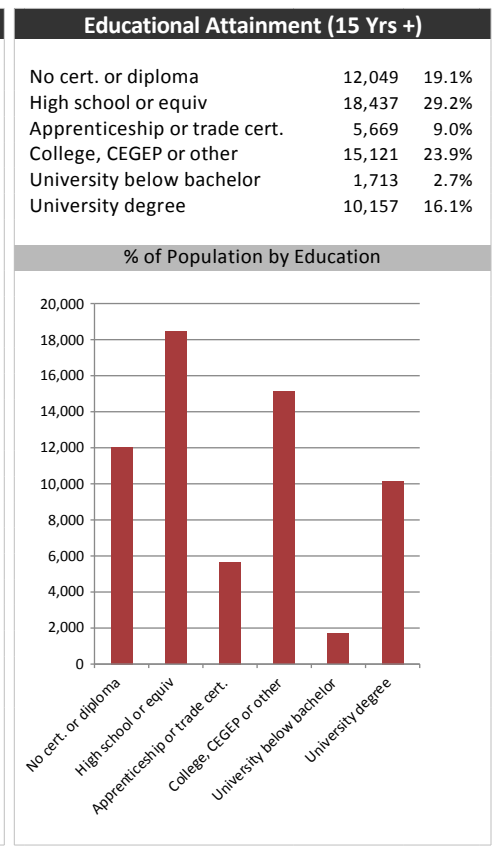
Age of Home Owners		
15 to 24 years	596	1.9%
25 to 34 years	3,396	10.6%
35 to 44 years	4,188	13.1%
45 to 54 years	6,161	19.3%
55 to 64 years	7,036	22.0%
65 to 74 years	6,151	19.3%
75 years or over	4,409	13.8%

Population & Household Summary	
Total Population	74,391
Population Growth 2011-2016	0.8%
Population Growth 2016-2021	1.7%
Total Households	31,937
Household Growth 2011-2016	2.2%
Household Growth 2016-2021	2.1%
% of Households with Children	34.7%
% of Households - Married w/ Kids	25.0%
% of Households - Single Parent	9.7%

% of Households by Household Size	
1	26.8%
2	40.2%
3	14.8%
4-5	16.2%
6+	2.0%



Visible Minorities & Language	
Population by Visible Minority	
Chinese	0.4%
South Asian	0.7%
Black	0.3%
Filipino	0.2%
Latin American	0.1%
Southeast Asian	0.2%
Arab	0.1%
West Asian	0.1%
Korean	0.1%
Japanese	0.0%
Visible minority, n.i.e.	0.0%
Multiple visible minorities	0.0%
Population by Mother Tongue	
Single Responses	99.5%
English	92.7%
French	3.1%
Non-Official languages	3.7%
Multiple responses	0.5%



Brockville St. Lawrence News



Distribution Map

Map

