

# Burks Falls Almaguin News



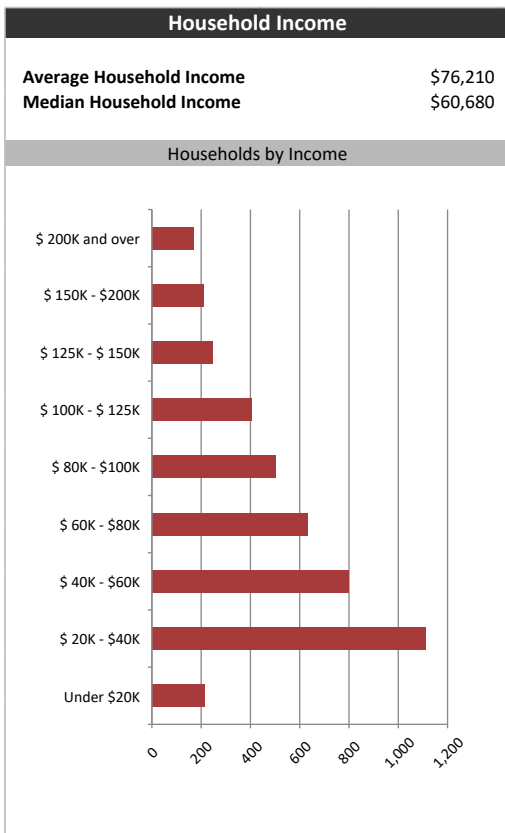
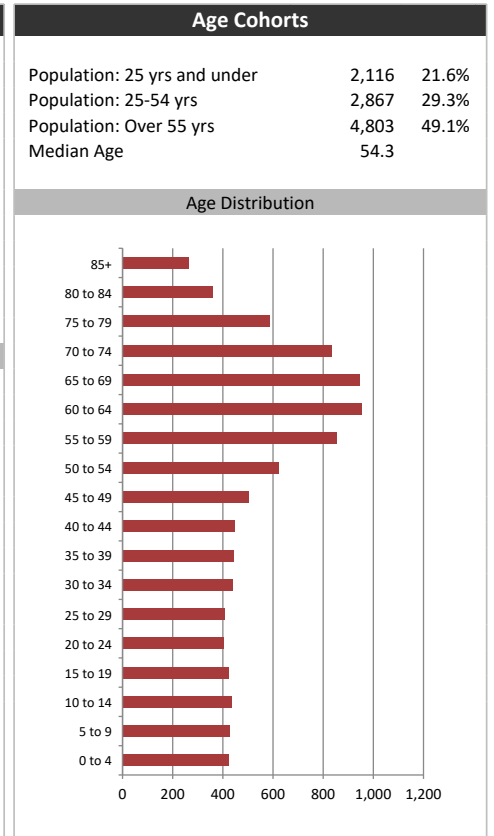
## Summary Report

April 12, 2022

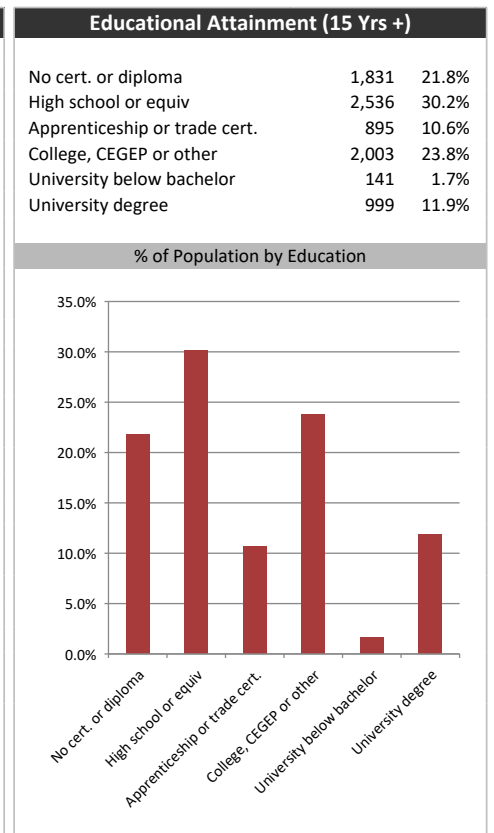
Market Information		
Average Household Spending / Yr		
Mortgage payments	\$	2,297
Cell Phone, Pager & Services	\$	858
Internet Access Services	\$	454
Home Renovations	\$	2,586
Retirement & pension fund payments	\$	1,061
Lotteries	\$	1,005
Health Insurance	\$	371
Household appliances	\$	755
Furnishings	\$	909
Computer hardware	\$	146
Auto/Truck Purchase	\$	5,197
Auto/Truck Rental or Lease	\$	69
Air Travel	\$	143
Age of Home Owners		
15 to 24 years	84	2.0%
25 to 34 years	271	6.3%
35 to 44 years	476	11.1%
45 to 54 years	610	14.3%
55 to 64 years	961	22.4%
65 to 74 years	1,075	25.1%
75 years or over	804	18.8%

Population & Household Summary	
Total Population	9,786
Population Growth 2016-2021	2.6%
Population Growth 2021-2026	1.5%
Total Households	4,283
Household Growth 2016-2021	0.2%
Household Growth 2021-2026	0.5%
% of Households with Children	29.7%
% of Households - Married w/ Kids	20.5%
% of Households - Single Parent	9.3%
% of Households by Household Size	

Household Size	% of Households
1 person	28.0%
2 persons	45.0%
3 persons	13.0%
4 persons	9.0%
5 or more persons	5.0%



Visible Minorities & Language	
Population by Visible Minority	
Chinese	0.0%
South Asian	0.5%
Black	0.3%
Filipino	0.2%
Latin American	0.1%
Southeast Asian	0.0%
Arab	0.0%
West Asian	0.0%
Korean	0.0%
Japanese	0.1%
Visible minority, n.i.e.	0.0%
Multiple visible minorities	0.0%
Population by Mother Tongue	
Single Responses	99.4%
English	93.3%
French	1.9%
Non-Official languages	4.3%
Multiple responses	0.6%



# Burks Falls Almaguin News

Map

