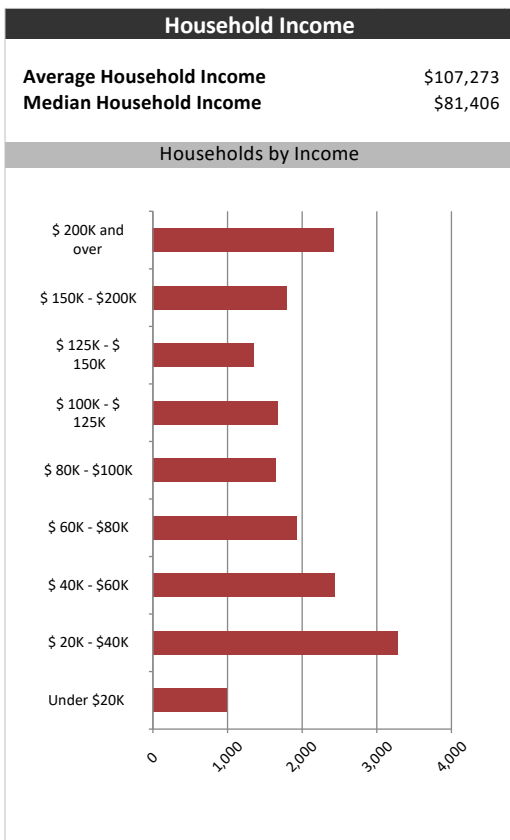
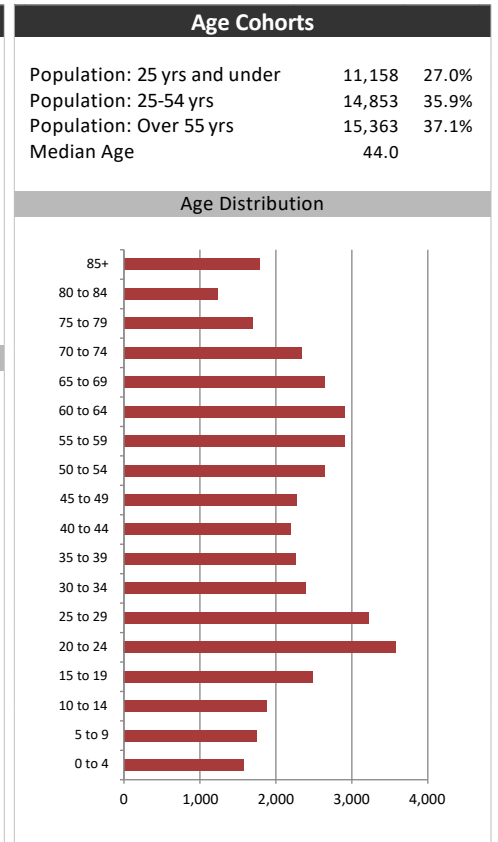


Market Information		
Average Household Spending / Yr		
Mortgage payments	\$	4,060
Cell Phone, Pager & Services	\$	1,124
Internet Access Services	\$	507
Home Renovations	\$	1,110
Retirement & pension fund payments	\$	2,107
Lotteries	\$	1,100
Health Insurance	\$	424
Household appliances	\$	616
Furnishings	\$	1,775
Computer hardware	\$	303
Auto/Truck Purchase	\$	6,178
Auto/Truck Rental or Lease	\$	214
Air Travel	\$	863

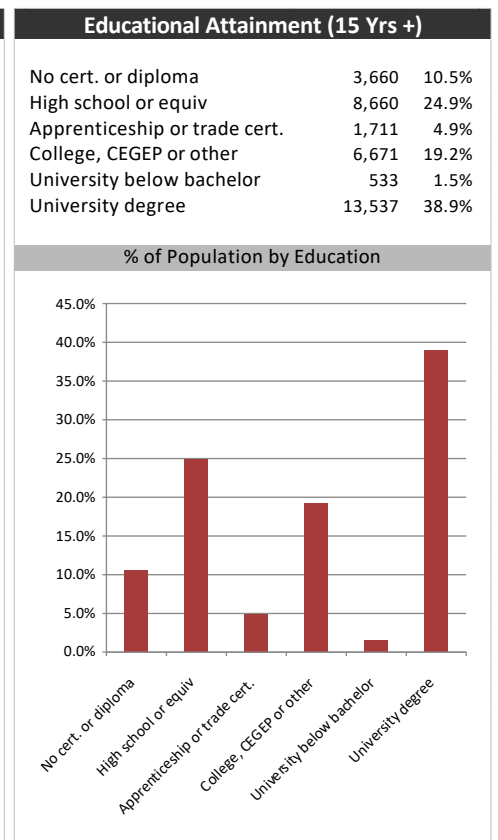
Age of Home Owners		
15 to 24 years	999	5.8%
25 to 34 years	2,363	13.6%
35 to 44 years	2,419	13.9%
45 to 54 years	2,717	15.7%
55 to 64 years	3,358	19.4%
65 to 74 years	3,044	17.5%
75 years or over	2,451	14.1%

Population & Household Summary	
Total Population	41,374
Population Growth 2015-2020	3.4%
Population Growth 2020-2025	3.7%
Total Households	17,351
Household Growth 2015-2020	3.1%
Household Growth 2020-2025	3.9%
% of Households with Children	35.3%
% of Households - Married w/ Kids	25.2%
% of Households - Single Parent	10.1%

% of Households by Household Size	
1 person	32.5%
2 persons	34.2%
3 persons	13.8%
4 persons	12.5%
5 or more persons	6.8%



Visible Minorities & Language	
Population by Visible Minority	
Chinese	5.1%
South Asian	5.6%
Black	2.2%
Filipino	0.5%
Latin American	0.8%
Southeast Asian	0.3%
Arab	1.0%
West Asian	0.7%
Korean	0.9%
Japanese	0.2%
Visible minority, n.i.e.	0.1%
Multiple visible minorities	0.5%
Population by Mother Tongue	
Single Responses	98.5%
English	77.9%
French	1.1%
Non-Official languages	19.5%
Multiple responses	1.5%



Dundas Star News



Distribution Map

Map

