

# Exeter Times-Advocate



## Summary Report

January 17, 2017

Market Information		
Average Household Spending / Yr		
Mortgage payments	\$	3,852
Cell Phone, Pager & Services	\$	765
Internet Access Services	\$	399
Home Renovations	\$	253
Retirement & pension fund payments	\$	1,364
Lotteries	\$	530
Health Insurance	\$	780
Household appliances	\$	495
Furnishings	\$	1,248
Computer hardware	\$	204
Auto/Truck Purchase	\$	4,571
Auto/Truck Rental or Lease	\$	591
Air Travel	\$	176

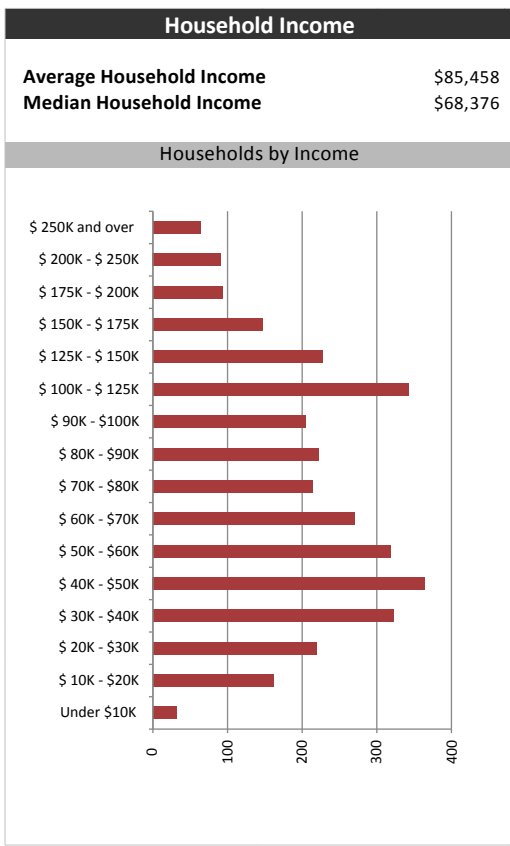
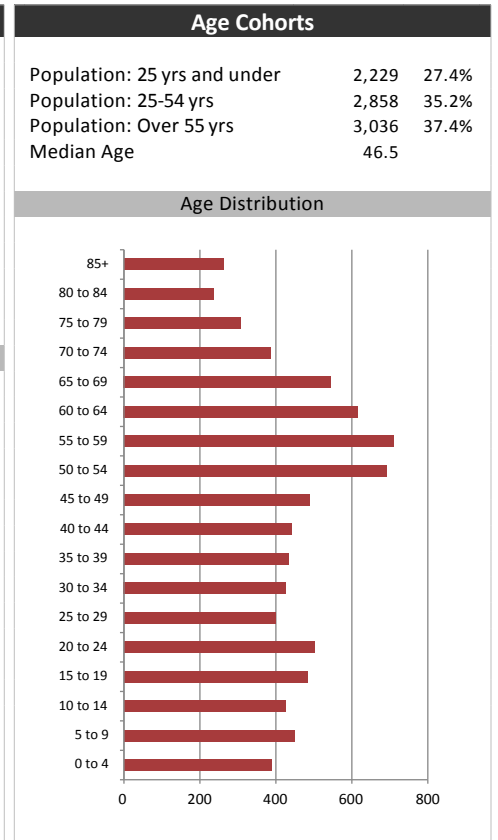
  

Age of Home Owners		
15 to 24 years	67	2.1%
25 to 34 years	483	14.8%
35 to 44 years	482	14.7%
45 to 54 years	647	19.8%
55 to 64 years	629	19.3%
65 to 74 years	459	14.1%
75 years or over	499	15.3%

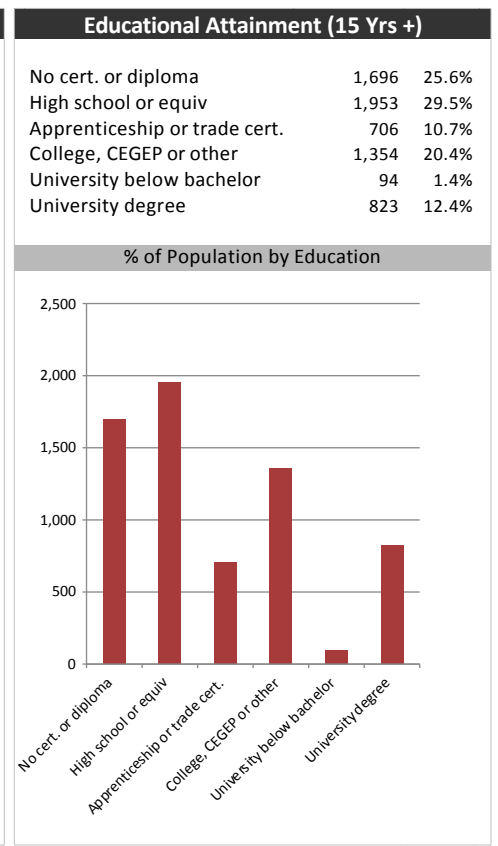
Population & Household Summary	
Total Population	8,123
Population Growth 2011-2016	-2.9%
Population Growth 2016-2021	-0.7%
Total Households	3,265
Household Growth 2011-2016	-4.6%
Household Growth 2016-2021	-2.4%
% of Households with Children	35.6%
% of Households - Married w/ Kids	27.2%
% of Households - Single Parent	8.4%

% of Households by Household Size	
1	27.5%
2	38.5%
3	13.0%
4-5	18.5%
6+	2.5%



Visible Minorities & Language	
<b>Population by Visible Minority</b>	
Chinese	0.2%
South Asian	0.0%
Black	0.2%
Filipino	0.4%
Latin American	0.4%
Southeast Asian	0.4%
Arab	0.0%
West Asian	0.0%
Korean	0.0%
Japanese	0.0%
Visible minority, n.i.e.	0.3%
Multiple visible minorities	0.0%
<b>Population by Mother Tongue</b>	
Single Responses	99.4%
English	92.0%
French	0.9%
Non-Official languages	6.5%
Multiple responses	0.6%



# Exeter Times-Advocate

## Distribution Map

### Map

