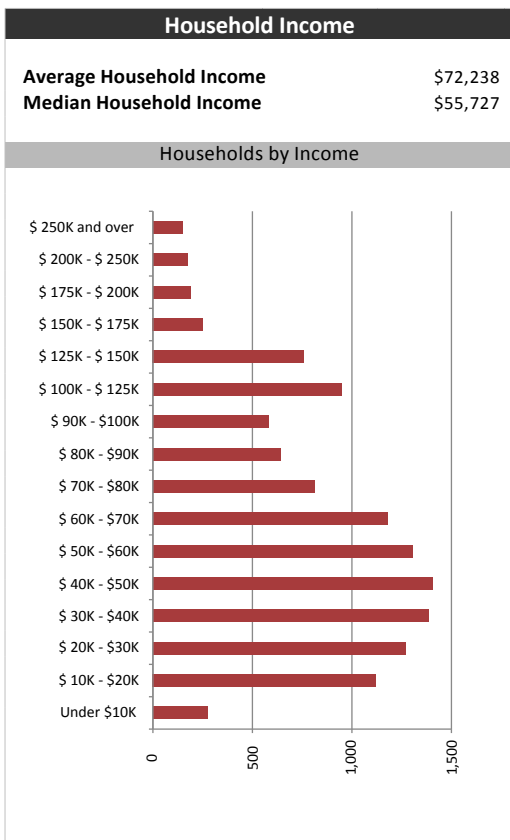
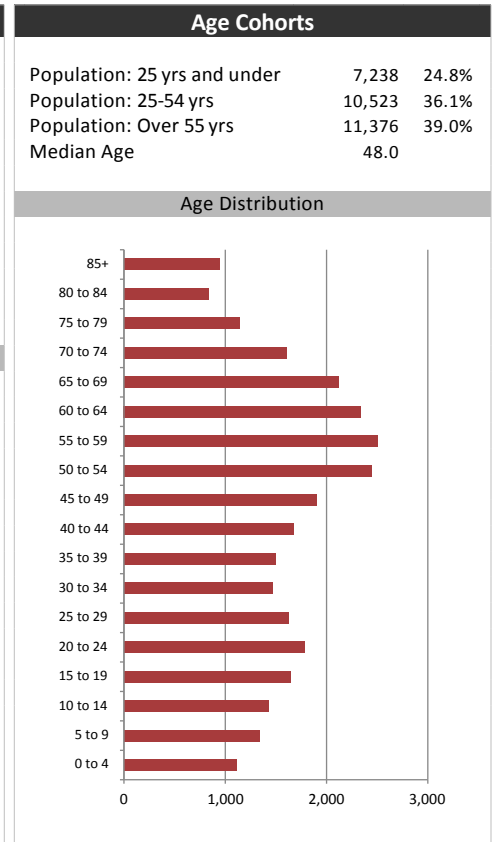


Market Information		
Average Household Spending / Yr		
Mortgage payments	\$	4,143
Cell Phone, Pager & Services	\$	741
Internet Access Services	\$	398
Home Renovations	\$	247
Retirement & pension fund payments	\$	1,004
Lotteries	\$	903
Health Insurance	\$	528
Household appliances	\$	569
Furnishings	\$	963
Computer hardware	\$	144
Auto/Truck Purchase	\$	3,586
Auto/Truck Rental or Lease	\$	278
Air Travel	\$	292

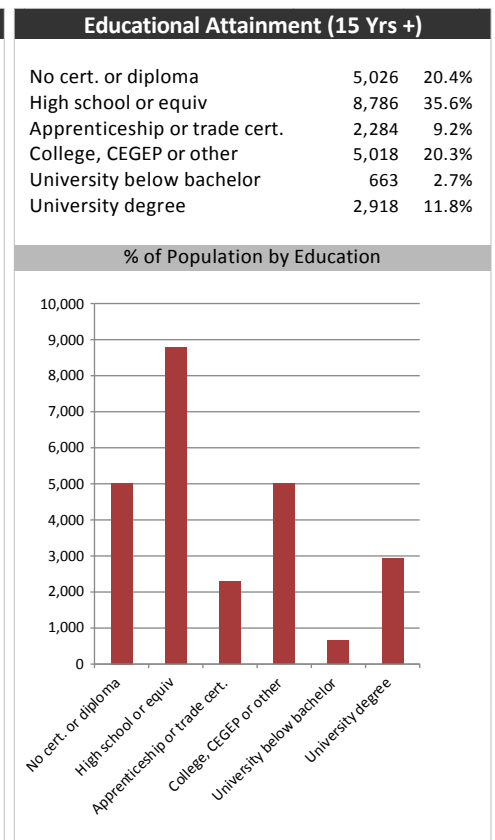
Age of Home Owners		
15 to 24 years	208	1.7%
25 to 34 years	1,239	10.1%
35 to 44 years	1,848	15.0%
45 to 54 years	2,344	19.0%
55 to 64 years	2,848	23.1%
65 to 74 years	2,277	18.5%
75 years or over	1,559	12.6%

Population & Household Summary	
Total Population	29,136
Population Growth 2011-2016	2.6%
Population Growth 2016-2021	2.5%
Total Households	12,324
Household Growth 2011-2016	3.7%
Household Growth 2016-2021	3.1%
% of Households with Children	36.3%
% of Households - Married w/ Kids	25.0%
% of Households - Single Parent	11.3%

% of Households by Household Size	
1	27.5%
2	37.5%
3	15.5%
4-5	16.5%
6+	2.5%



Visible Minorities & Language	
Population by Visible Minority	
Chinese	1.0%
South Asian	0.6%
Black	1.8%
Filipino	0.4%
Latin American	1.2%
Southeast Asian	0.1%
Arab	0.1%
West Asian	0.1%
Korean	0.2%
Japanese	0.0%
Visible minority, n.i.e.	0.0%
Multiple visible minorities	0.1%
Population by Mother Tongue	
Single Responses	99.2%
English	89.7%
French	1.8%
Non-Official languages	7.7%
Multiple responses	0.8%



Fort Erie Times

Distribution Map

Map

