

Fort Frances Times



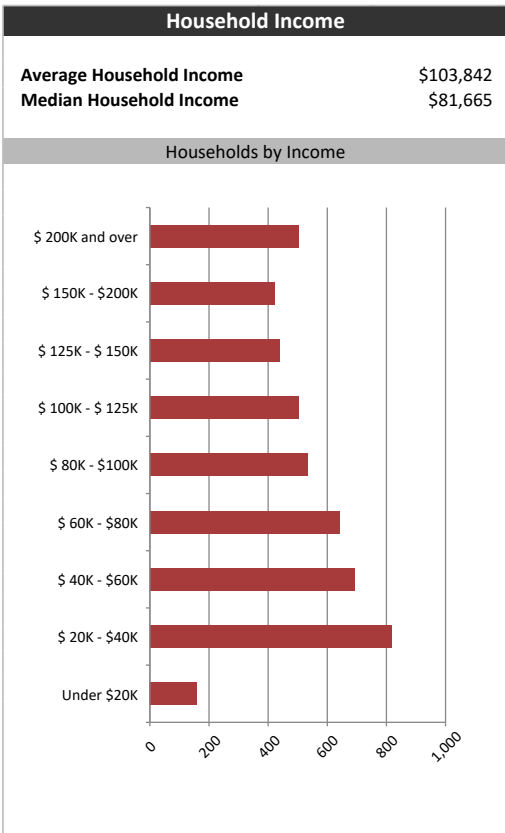
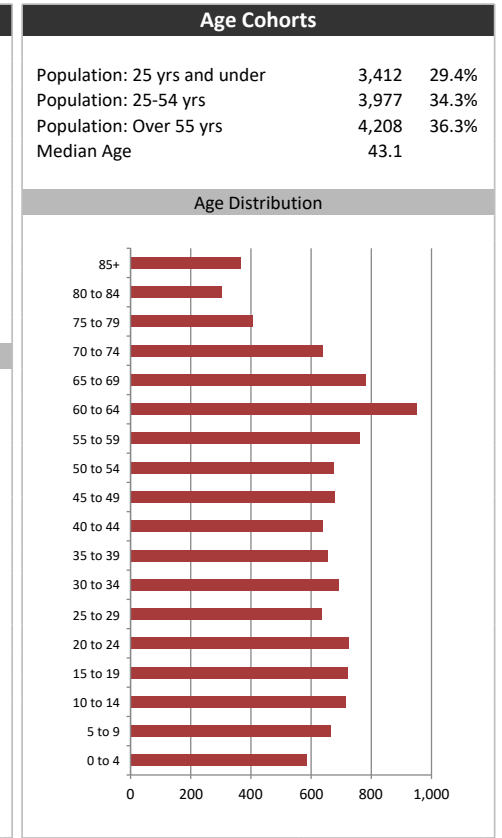
Summary Report

September 28, 2023

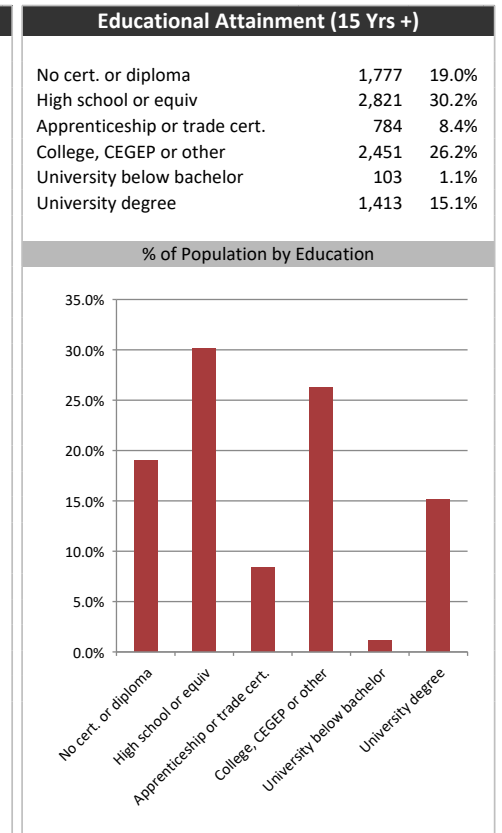
| Market Information | | |
|------------------------------------|-----|-------|
| Average Household Spending / Yr | | |
| Mortgage payments | \$ | 3,381 |
| Cell Phone, Pager & Services | \$ | 1,292 |
| Internet Access Services | \$ | 506 |
| Home Renovations | \$ | 1,497 |
| Retirement & pension fund payments | \$ | 1,911 |
| Lotteries | \$ | 591 |
| Household appliances | \$ | 617 |
| Furnishings | \$ | 1,483 |
| Computer hardware | \$ | 138 |
| Auto/Truck Purchase | \$ | 7,619 |
| Auto/Truck Rental or Lease | \$ | 86 |
| Air Travel | \$ | 243 |
| Age of Home Owners | | |
| 15 to 24 years | 150 | 3.2% |
| 25 to 34 years | 605 | 12.8% |
| 35 to 44 years | 709 | 15.1% |
| 45 to 54 years | 728 | 15.5% |
| 55 to 64 years | 973 | 20.7% |
| 65 to 74 years | 870 | 18.5% |
| 75 years or over | 673 | 14.3% |

| Population & Household Summary | |
|-----------------------------------|--------|
| Total Population | 11,597 |
| Population Growth 2017-2022 | -1.8% |
| Population Growth 2022-2027 | -1.1% |
| Total Households | 4,708 |
| Household Growth 2017-2022 | -4.2% |
| Household Growth 2022-2027 | -0.4% |
| % of Households with Children | 37.5% |
| % of Households - Married w/ Kids | 26.1% |
| % of Households - Single Parent | 11.4% |
| % of Households by Household Size | |

| Household Size | % of Households |
|-------------------|-----------------|
| 1 person | ~32.0% |
| 2 persons | ~35.0% |
| 3 persons | ~14.0% |
| 4 persons | ~11.0% |
| 5 or more persons | ~8.0% |



| Visible Minorities & Language | |
|--------------------------------|-------|
| Population by Visible Minority | |
| Chinese | 0.1% |
| South Asian | 0.1% |
| Black | 0.5% |
| Filipino | 0.3% |
| Latin American | 0.3% |
| Southeast Asian | 0.3% |
| Arab | 0.0% |
| West Asian | 0.0% |
| Korean | 0.1% |
| Japanese | 0.1% |
| Visible minority, n.i.e. | 0.0% |
| Multiple visible minorities | 0.1% |
| Population by Mother Tongue | |
| Single Responses | 99.3% |
| English | 93.2% |
| French | 1.2% |
| Non-Official languages | 4.9% |
| Multiple responses | 0.7% |



Fort Frances Times

Distribution Map

