

# Grand Bend Lakeshore Advance



## Summary Report

January 17, 2017

Market Information		
Average Household Spending / Yr		
Mortgage payments	\$	3,211
Cell Phone, Pager & Services	\$	752
Internet Access Services	\$	408
Home Renovations	\$	459
Retirement & pension fund payments	\$	1,087
Lotteries	\$	784
Health Insurance	\$	777
Household appliances	\$	609
Furnishings	\$	708
Computer hardware	\$	215
Auto/Truck Purchase	\$	4,122
Auto/Truck Rental or Lease	\$	431
Air Travel	\$	447

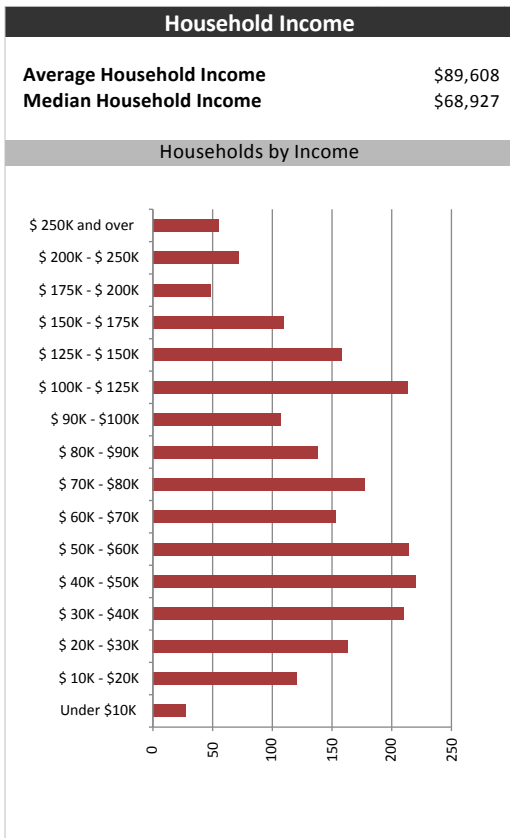
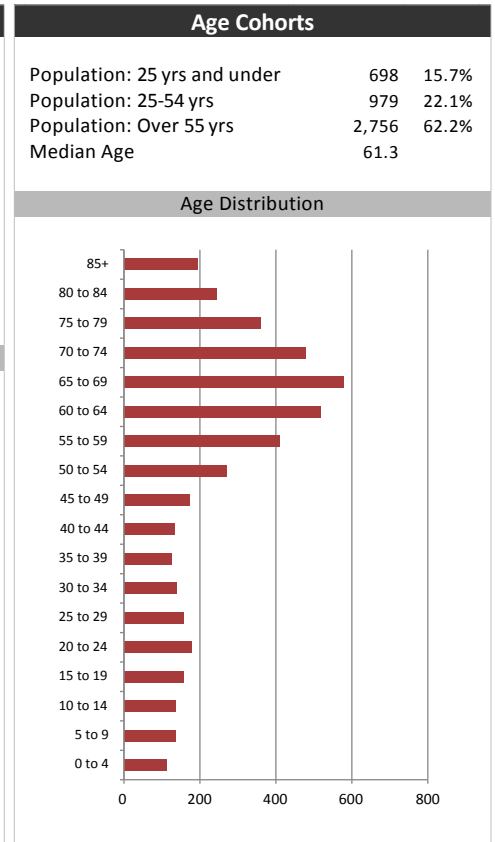
  

Age of Home Owners		
15 to 24 years	18	0.8%
25 to 34 years	84	3.9%
35 to 44 years	96	4.4%
45 to 54 years	219	10.1%
55 to 64 years	545	25.2%
65 to 74 years	779	36.0%
75 years or over	424	19.6%

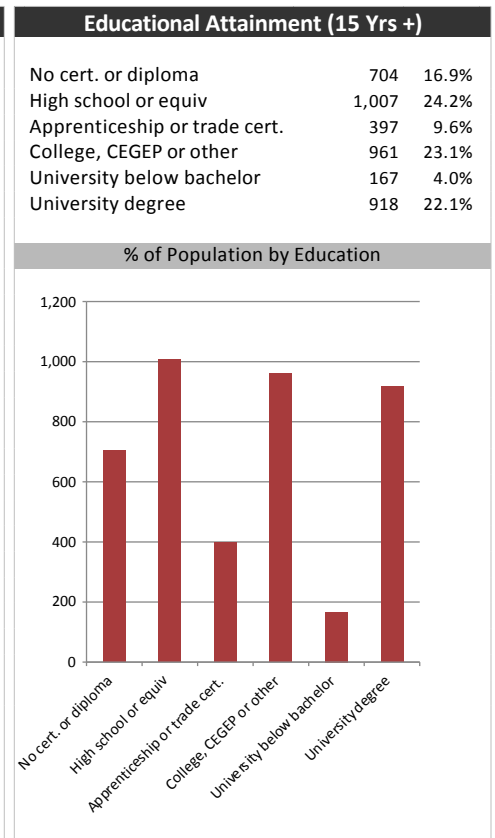
Population & Household Summary	
Total Population	4,433
Population Growth 2011-2016	-2.4%
Population Growth 2016-2021	-0.5%
Total Households	2,165
Household Growth 2011-2016	-3.7%
Household Growth 2016-2021	-2.2%
% of Households with Children	20.0%
% of Households - Married w/ Kids	15.5%
% of Households - Single Parent	4.5%

% of Households by Household Size	
1	27.5%
2	52.5%
3	9.0%
4-5	11.0%
6+	1.0%



Visible Minorities & Language	
<b>Population by Visible Minority</b>	
Chinese	0.0%
South Asian	0.0%
Black	0.0%
Filipino	0.0%
Latin American	0.1%
Southeast Asian	0.0%
Arab	0.0%
West Asian	0.1%
Korean	0.0%
Japanese	0.0%
Visible minority, n.i.e.	0.0%
Multiple visible minorities	0.0%
<b>Population by Mother Tongue</b>	
Single Responses	99.6%
English	91.9%
French	1.2%
Non-Official languages	6.5%
Multiple responses	0.4%



# Grand Bend Lakeshore Advance



## Distribution Map

