

Grimsby Lincoln News



Summary Report

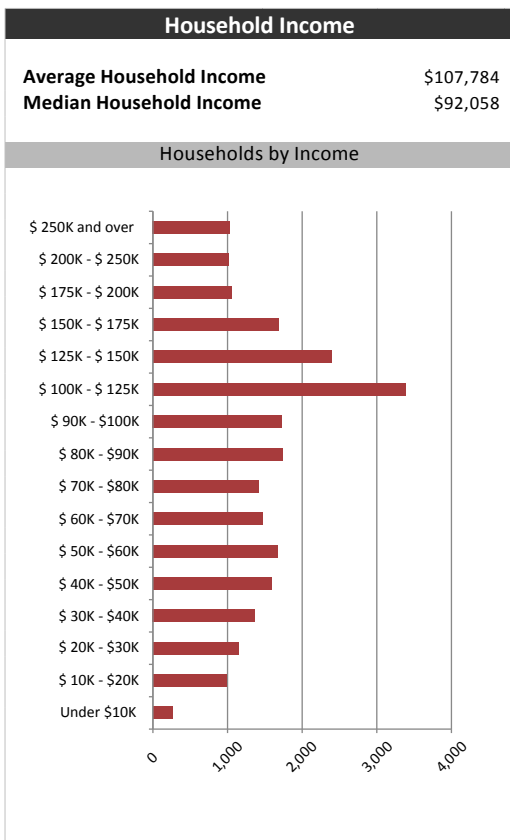
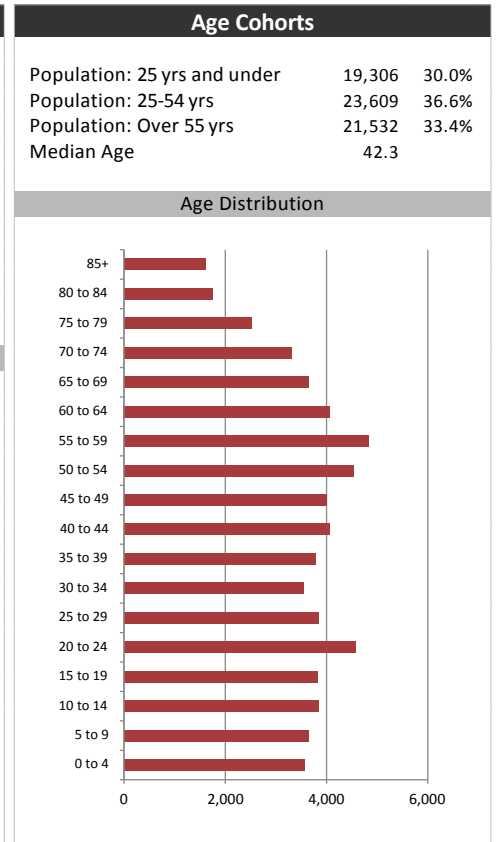
January 9, 2018

Market Information		
Average Household Spending / Yr		
Mortgage payments	\$	6,318
Cell Phone, Pager & Services	\$	1,060
Internet Access Services	\$	485
Home Renovations	\$	1,038
Retirement & pension fund payments	\$	1,887
Lotteries	\$	1,162
Health Insurance	\$	427
Household appliances	\$	699
Furnishings	\$	1,349
Computer hardware	\$	136
Auto/Truck Purchase	\$	7,254
Auto/Truck Rental or Lease	\$	111
Air Travel	\$	811

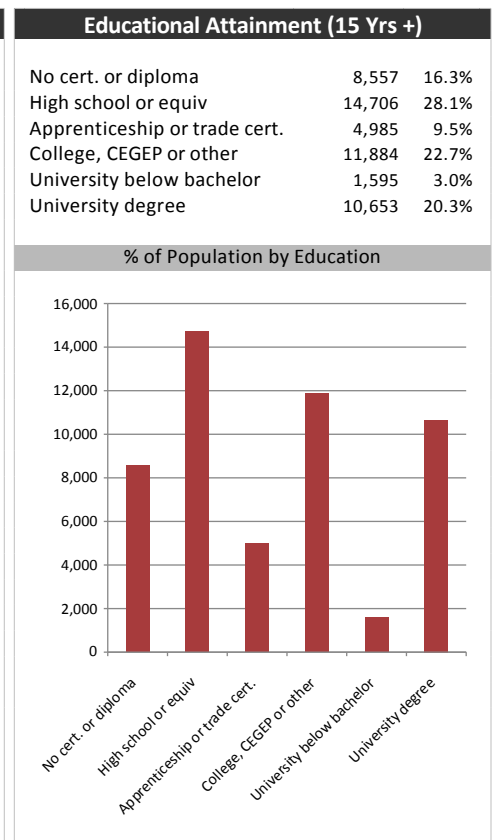
Age of Home Owners		
15 to 24 years	358	1.5%
25 to 34 years	2,911	12.3%
35 to 44 years	3,686	15.6%
45 to 54 years	4,601	19.5%
55 to 64 years	4,834	20.5%
65 to 74 years	3,852	16.3%
75 years or over	3,383	14.3%

Population & Household Summary	
Total Population	64,446
Population Growth 2012-2017	3.3%
Population Growth 2017-2022	3.2%
Total Households	23,626
Household Growth 2012-2017	3.5%
Household Growth 2017-2022	3.0%
% of Households with Children	46.3%
% of Households - Married w/ Kids	37.4%
% of Households - Single Parent	8.8%

% of Households by Household Size	
1	19.5%
2	36.3%
3	15.6%
4-5	24.8%
6+	3.3%



Visible Minorities & Language	
Population by Visible Minority	
Chinese	0.5%
South Asian	0.5%
Black	0.7%
Filipino	0.2%
Latin American	0.4%
Southeast Asian	0.2%
Arab	0.1%
West Asian	0.0%
Korean	0.1%
Japanese	0.1%
Visible minority, n.i.e.	0.1%
Multiple visible minorities	0.1%
Population by Mother Tongue	
Single Responses	99.1%
English	87.0%
French	1.2%
Non-Official languages	10.8%
Multiple responses	0.9%



Grimsby Lincoln News



Distribution Map

Map

