

Guelph Tribune-TH



Summary Report

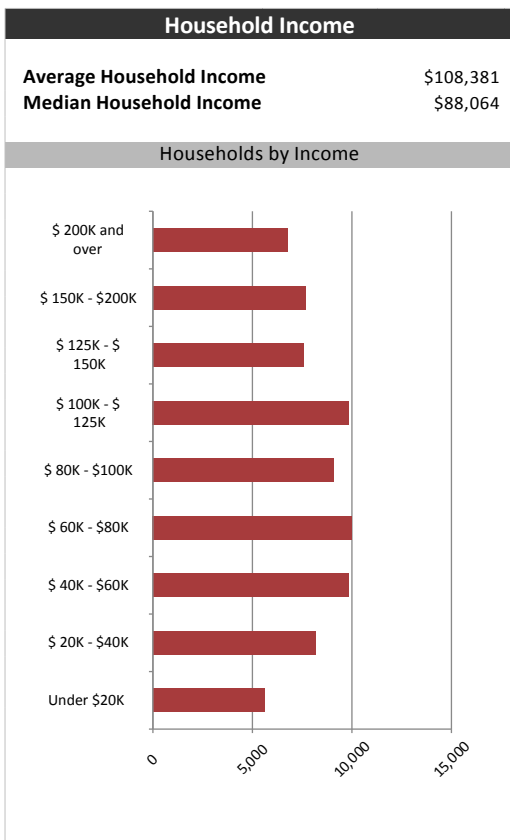
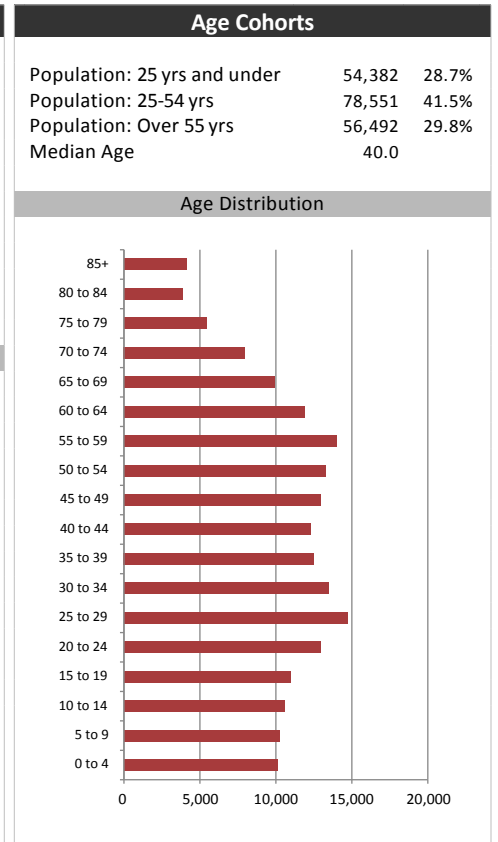
November 6, 2018

Market Information		
Average Household Spending / Yr		
Mortgage payments	\$	7,912
Cell Phone, Pager & Services	\$	1,255
Internet Access Services	\$	543
Home Renovations	\$	837
Retirement & pension fund payments	\$	1,963
Lotteries	\$	761
Health Insurance	\$	463
Household appliances	\$	648
Furnishings	\$	1,707
Computer hardware	\$	278
Auto/Truck Purchase	\$	7,601
Auto/Truck Rental or Lease	\$	274
Air Travel	\$	1,448

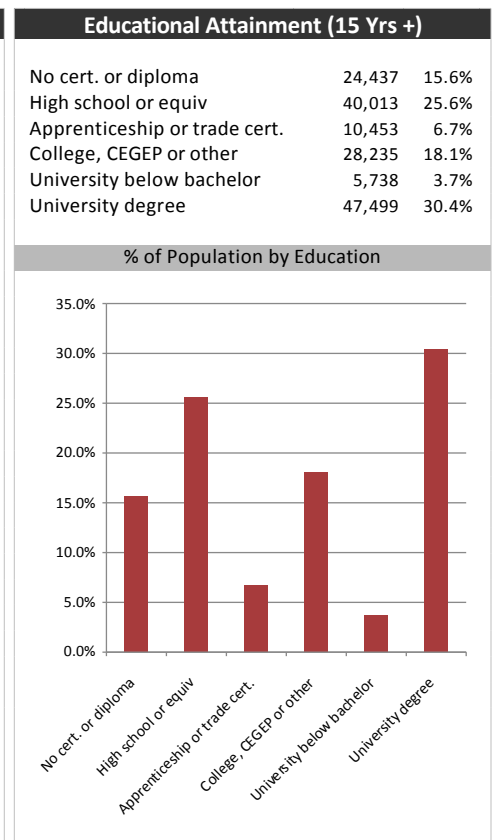
Age of Home Owners		
15 to 24 years	2,519	3.4%
25 to 34 years	11,785	16.0%
35 to 44 years	12,964	17.5%
45 to 54 years	14,118	19.1%
55 to 64 years	14,765	20.0%
65 to 74 years	10,147	13.7%
75 years or over	7,590	10.3%

Population & Household Summary	
Total Population	189,425
Population Growth 2013-2018	5.9%
Population Growth 2018-2023	4.5%
Total Households	73,888
Household Growth 2013-2018	6.6%
Household Growth 2018-2023	5.2%
% of Households with Children	42.7%
% of Households - Married w/ Kids	32.4%
% of Households - Single Parent	10.3%

% of Households by Household Size	
1 person	24.5%
2 persons	34.0%
3 persons	15.5%
4 persons	16.0%
5 or more persons	9.5%



Visible Minorities & Language	
Population by Visible Minority	
Chinese	2.4%
South Asian	3.3%
Black	1.1%
Filipino	1.2%
Latin American	0.8%
Southeast Asian	1.5%
Arab	0.4%
West Asian	0.9%
Korean	0.1%
Japanese	0.1%
Visible minority, n.i.e.	0.1%
Multiple visible minorities	0.4%
Population by Mother Tongue	
Single Responses	98.9%
English	82.1%
French	1.4%
Non-Official languages	15.4%
Multiple responses	1.1%

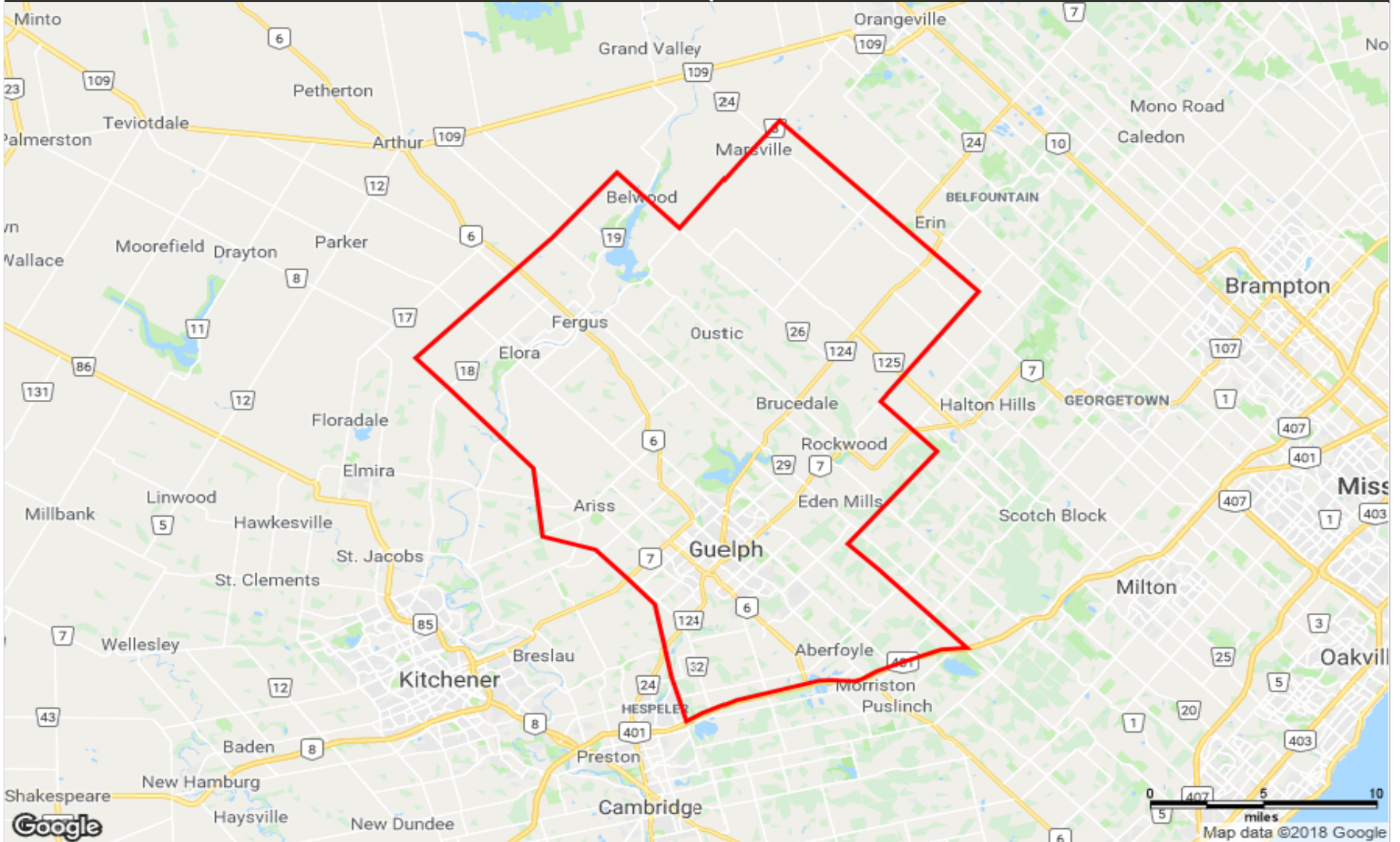


Guelph Tribune-TH



Distribution Map

Map



Guelph Tribune-TU



Summary Report

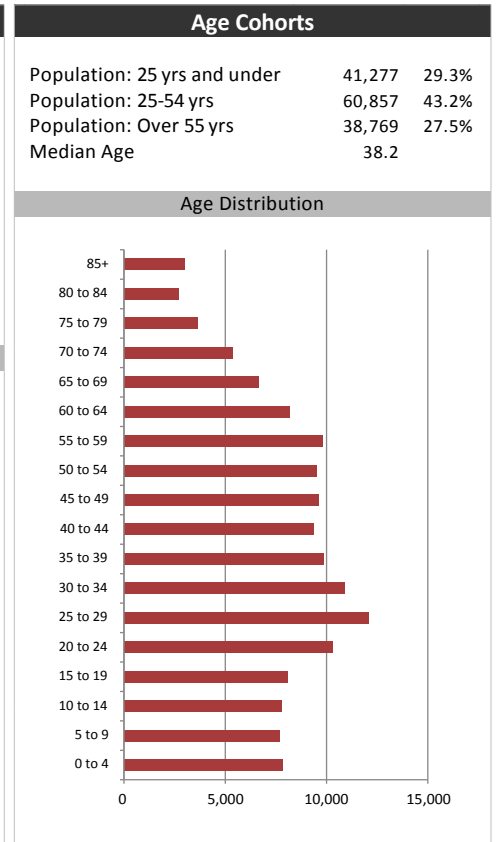
November 6, 2018

Market Information		
Average Household Spending / Yr		
Mortgage payments	\$	7,699
Cell Phone, Pager & Services	\$	1,256
Internet Access Services	\$	540
Home Renovations	\$	770
Retirement & pension fund payments	\$	1,949
Lotteries	\$	730
Health Insurance	\$	441
Household appliances	\$	602
Furnishings	\$	1,648
Computer hardware	\$	277
Auto/Truck Purchase	\$	6,988
Auto/Truck Rental or Lease	\$	271
Air Travel	\$	1,425

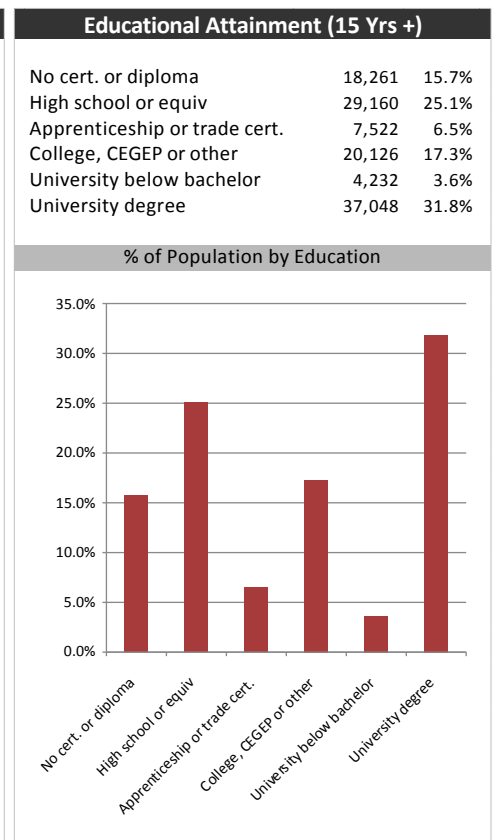
Age of Home Owners		
15 to 24 years	2,370	4.3%
25 to 34 years	9,917	17.8%
35 to 44 years	10,158	18.3%
45 to 54 years	10,576	19.0%
55 to 64 years	10,287	18.5%
65 to 74 years	6,976	12.5%
75 years or over	5,325	9.6%

Population & Household Summary	
Total Population	140,903
Population Growth 2013-2018	6.2%
Population Growth 2018-2023	4.6%
Total Households	55,608
Household Growth 2013-2018	6.4%
Household Growth 2018-2023	5.3%
% of Households with Children	42.6%
% of Households - Married w/ Kids	31.5%
% of Households - Single Parent	11.1%

% of Households by Household Size	
1 person	26.5%
2 persons	32.5%
3 persons	16.0%
4 persons	15.5%
5 or more persons	8.5%



Visible Minorities & Language	
Population by Visible Minority	
Chinese	3.1%
South Asian	4.2%
Black	1.3%
Filipino	1.6%
Latin American	1.0%
Southeast Asian	2.0%
Arab	0.5%
West Asian	1.1%
Korean	0.2%
Japanese	0.2%
Visible minority, n.i.e.	0.1%
Multiple visible minorities	0.5%
Population by Mother Tongue	
Single Responses	98.7%
English	79.1%
French	1.4%
Non-Official languages	18.2%
Multiple responses	1.3%



Guelph Tribune-TU



Distribution Map

Map

