

Haldimand County, The Sachem



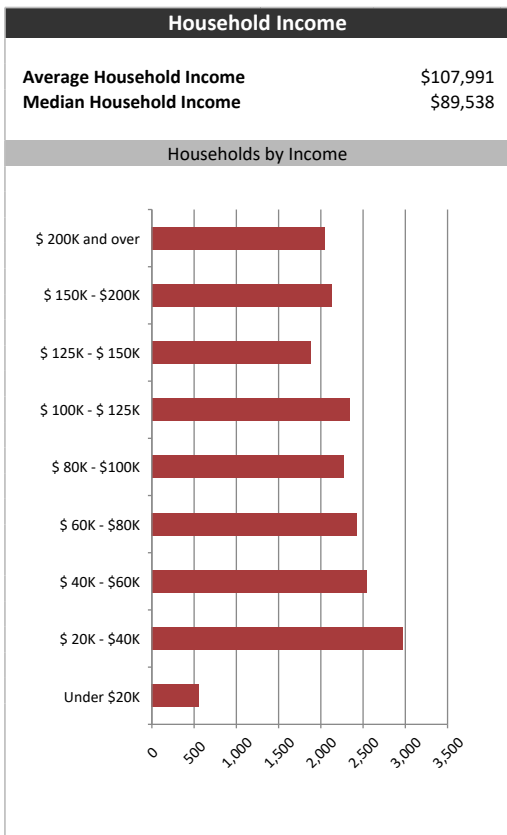
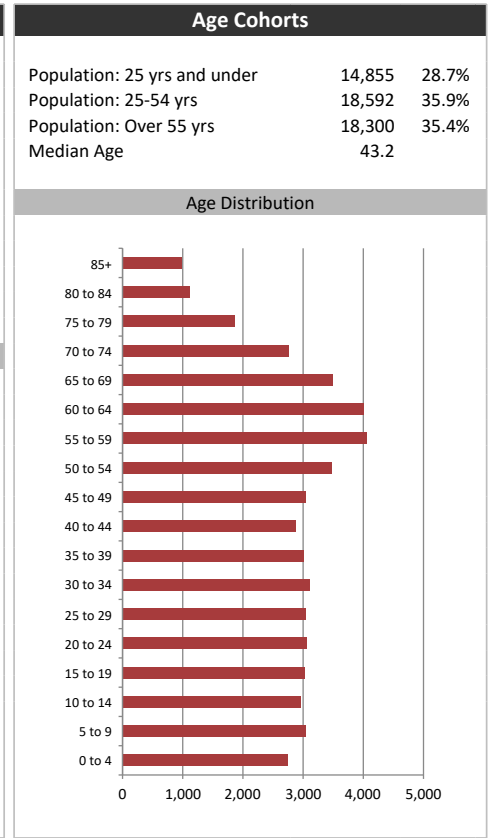
Summary Report

April 12, 2022

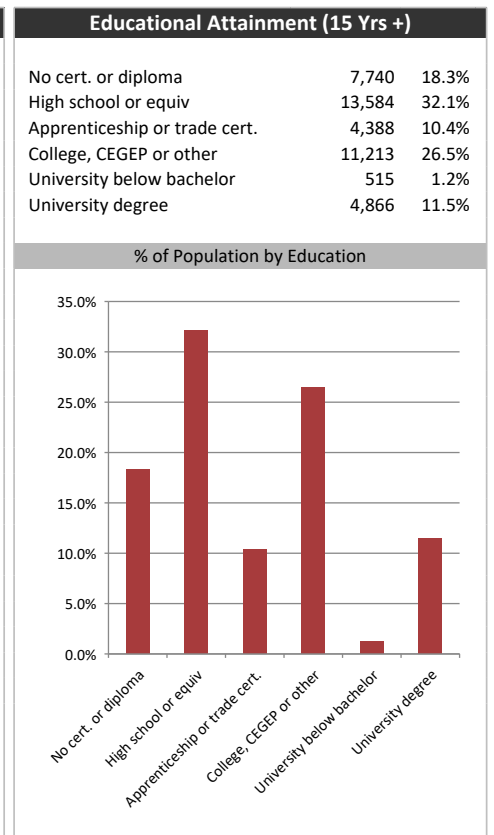
Market Information		
Average Household Spending / Yr		
Mortgage payments	\$	4,858
Cell Phone, Pager & Services	\$	1,235
Internet Access Services	\$	501
Home Renovations	\$	999
Retirement & pension fund payments	\$	1,566
Lotteries	\$	977
Health Insurance	\$	412
Household appliances	\$	819
Furnishings	\$	1,527
Computer hardware	\$	208
Auto/Truck Purchase	\$	7,399
Auto/Truck Rental or Lease	\$	131
Air Travel	\$	299
Age of Home Owners		
15 to 24 years	310	1.6%
25 to 34 years	2,363	12.3%
35 to 44 years	2,874	15.0%
45 to 54 years	3,401	17.7%
55 to 64 years	4,332	22.6%
65 to 74 years	3,587	18.7%
75 years or over	2,296	12.0%

Population & Household Summary	
Total Population	51,747
Population Growth 2016-2021	8.4%
Population Growth 2021-2026	4.8%
Total Households	19,163
Household Growth 2016-2021	4.9%
Household Growth 2021-2026	4.2%
% of Households with Children	42.9%
% of Households - Married w/ Kids	32.9%
% of Households - Single Parent	10.0%
% of Households by Household Size	

Household Size	% of Households
1 person	~22.0%
2 persons	~38.0%
3 persons	~15.0%
4 persons	~15.0%
5 or more persons	~10.0%



Visible Minorities & Language	
Population by Visible Minority	
Chinese	0.2%
South Asian	0.6%
Black	0.6%
Filipino	0.2%
Latin American	0.3%
Southeast Asian	0.1%
Arab	0.0%
West Asian	0.1%
Korean	0.0%
Japanese	0.0%
Visible minority, n.i.e.	0.0%
Multiple visible minorities	0.1%
Population by Mother Tongue	
Single Responses	99.5%
English	93.6%
French	0.8%
Non-Official languages	5.1%
Multiple responses	0.5%



Haldimand County, The Sagem

