

Hamilton Mountain News



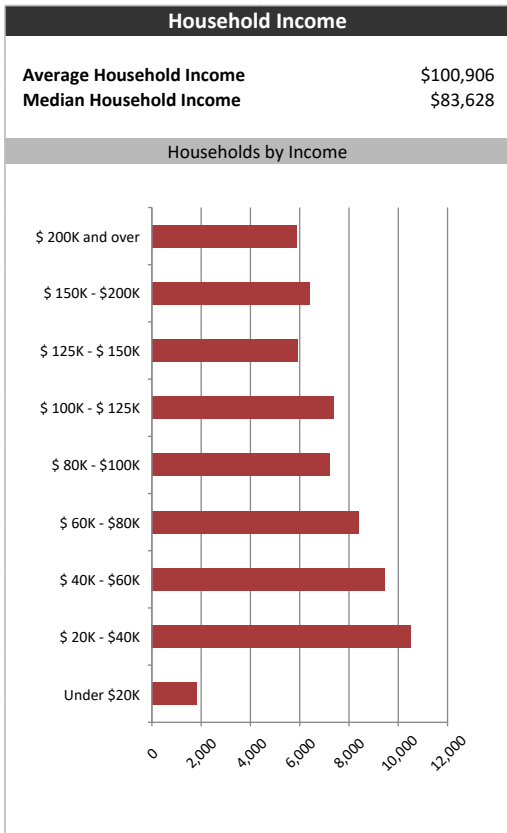
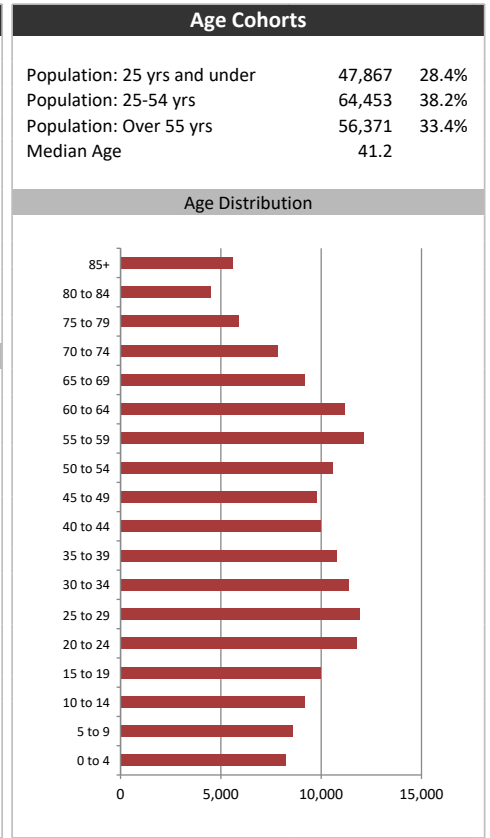
Summary Report

April 12, 2022

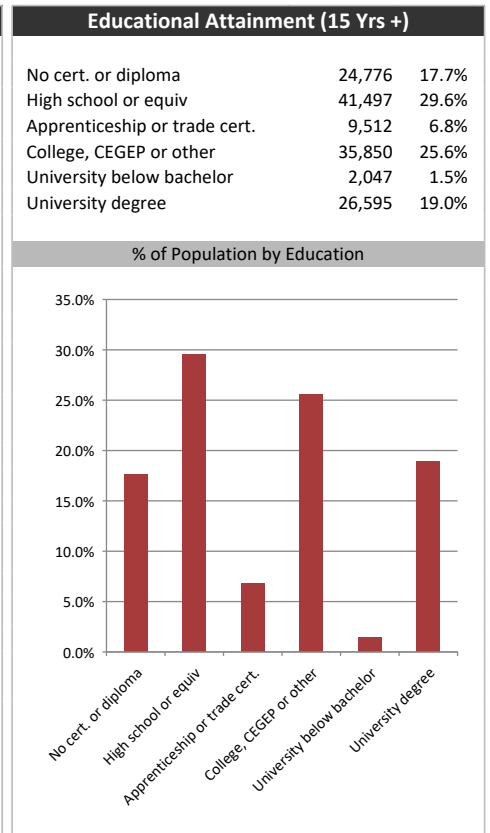
Market Information		
Average Household Spending / Yr		
Mortgage payments	\$	4,881
Cell Phone, Pager & Services	\$	1,193
Internet Access Services	\$	503
Home Renovations	\$	844
Retirement & pension fund payments	\$	1,838
Lotteries	\$	1,074
Health Insurance	\$	378
Household appliances	\$	629
Furnishings	\$	1,365
Computer hardware	\$	227
Auto/Truck Purchase	\$	5,612
Auto/Truck Rental or Lease	\$	157
Air Travel	\$	374
Age of Home Owners		
15 to 24 years	935	1.5%
25 to 34 years	7,915	12.6%
35 to 44 years	10,106	16.1%
45 to 54 years	10,864	17.3%
55 to 64 years	13,279	21.1%
65 to 74 years	10,131	16.1%
75 years or over	9,698	15.4%

Population & Household Summary	
Total Population	168,691
Population Growth 2016-2021	3.7%
Population Growth 2021-2026	2.2%
Total Households	62,928
Household Growth 2016-2021	2.9%
Household Growth 2021-2026	2.5%
% of Households with Children	48.5%
% of Households - Married w/ Kids	33.5%
% of Households - Single Parent	15.1%
% of Households by Household Size	

Household Size	Percentage
1 person	24.5%
2 persons	32.0%
3 persons	17.5%
4 persons	16.0%
5 or more persons	10.0%



Visible Minorities & Language	
Population by Visible Minority	
Chinese	2.1%
South Asian	4.3%
Black	5.7%
Filipino	2.7%
Latin American	2.5%
Southeast Asian	1.3%
Arab	3.5%
West Asian	2.1%
Korean	0.4%
Japanese	0.2%
Visible minority, n.i.e.	1.0%
Multiple visible minorities	1.0%
Population by Mother Tongue	
Single Responses	97.5%
English	71.3%
French	1.3%
Non-Official languages	24.9%
Multiple responses	2.5%



Hamilton Mountain News



Distribution Map

Map

