

# Hornepayne Jackfish Journal



## Summary Report

January 17, 2017

Market Information		
Average Household Spending / Yr		
Mortgage payments	\$	5,378
Cell Phone, Pager & Services	\$	917
Internet Access Services	\$	500
Home Renovations	\$	147
Retirement & pension fund payments	\$	2,238
Lotteries	\$	908
Health Insurance	\$	588
Household appliances	\$	1,093
Furnishings	\$	1,027
Computer hardware	\$	190
Auto/Truck Purchase	\$	5,254
Auto/Truck Rental or Lease	\$	402
Air Travel	\$	317

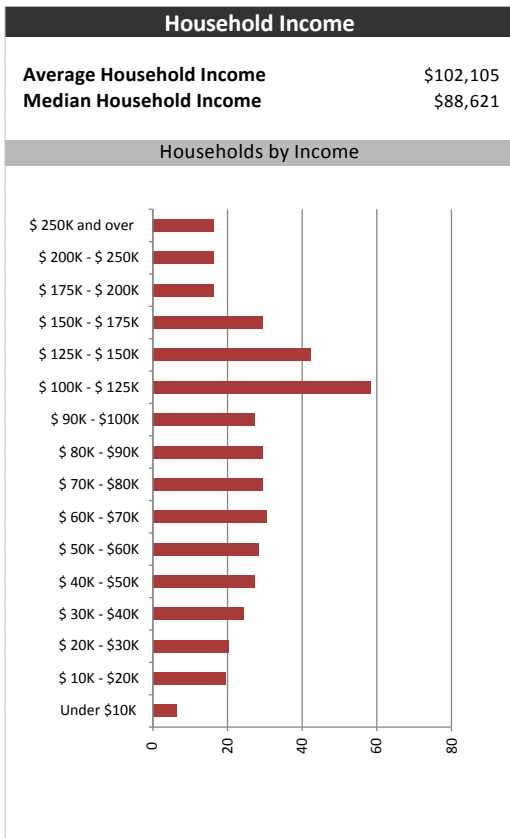
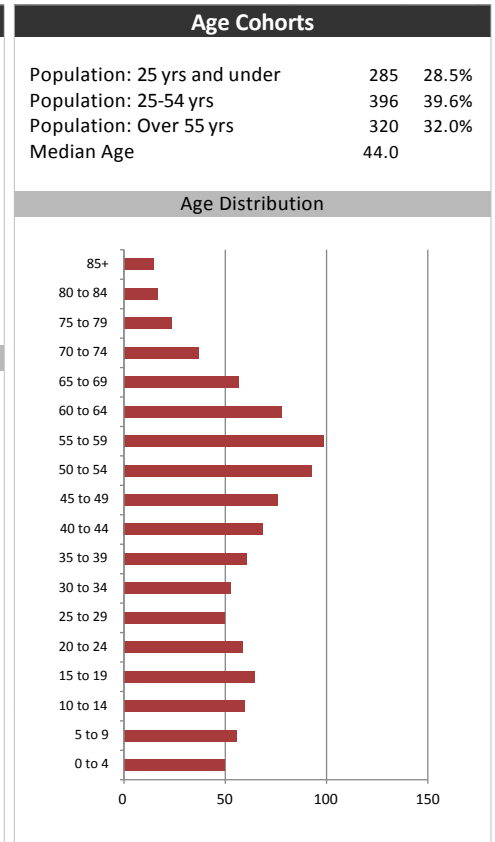
  

Age of Home Owners		
15 to 24 years	2	0.5%
25 to 34 years	66	15.9%
35 to 44 years	72	17.3%
45 to 54 years	86	20.7%
55 to 64 years	92	22.1%
65 to 74 years	74	17.8%
75 years or over	24	5.8%

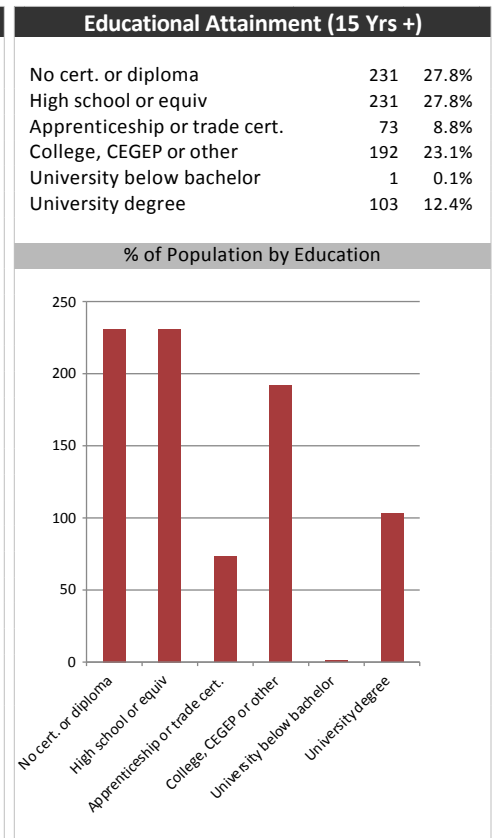
Population & Household Summary	
Total Population	1,001
Population Growth 2011-2016	-7.5%
Population Growth 2016-2021	-2.1%
Total Households	416
Household Growth 2011-2016	-4.8%
Household Growth 2016-2021	-1.2%
% of Households with Children	41.8%
% of Households - Married w/ Kids	29.6%
% of Households - Single Parent	12.3%

% of Households by Household Size	
1	27.5%
2	32.5%
3	16.5%
4-5	20.5%
6+	2.5%



Visible Minorities & Language	
<b>Population by Visible Minority</b>	
Chinese	0.0%
South Asian	2.0%
Black	3.5%
Filipino	0.0%
Latin American	0.0%
Southeast Asian	0.0%
Arab	0.0%
West Asian	0.0%
Korean	0.0%
Japanese	0.7%
Visible minority, n.i.e.	0.1%
Multiple visible minorities	0.8%
<b>Population by Mother Tongue</b>	
Single Responses	98.8%
English	78.9%
French	14.5%
Non-Official languages	5.4%
Multiple responses	1.2%



# Hornepayne Jackfish Journal

adoreach

*Distribution Map*

Map

