

# Ignace Driftwood



## Summary Report

January 9, 2018

Market Information		
Average Household Spending / Yr		
Mortgage payments	\$	3,523
Cell Phone, Pager & Services	\$	839
Internet Access Services	\$	449
Home Renovations	\$	1,209
Retirement & pension fund payments	\$	1,392
Lotteries	\$	923
Health Insurance	\$	568
Household appliances	\$	429
Furnishings	\$	707
Computer hardware	\$	131
Auto/Truck Purchase	\$	7,086
Auto/Truck Rental or Lease	\$	48
Air Travel	\$	430

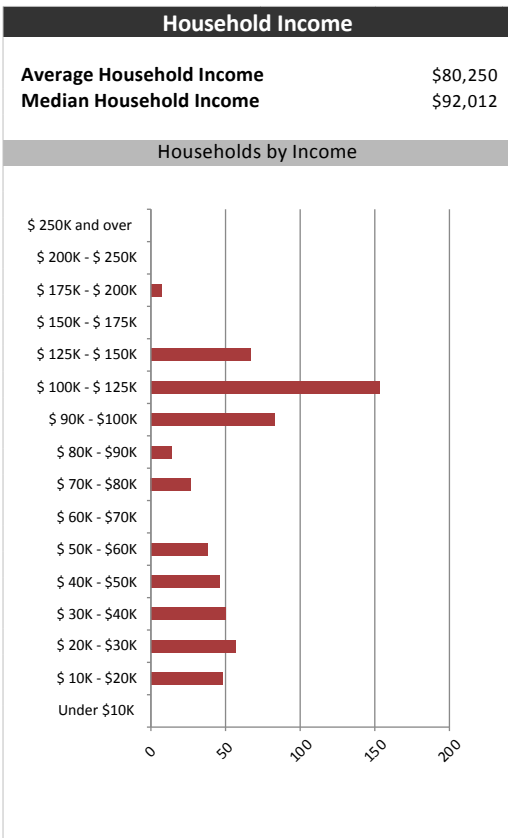
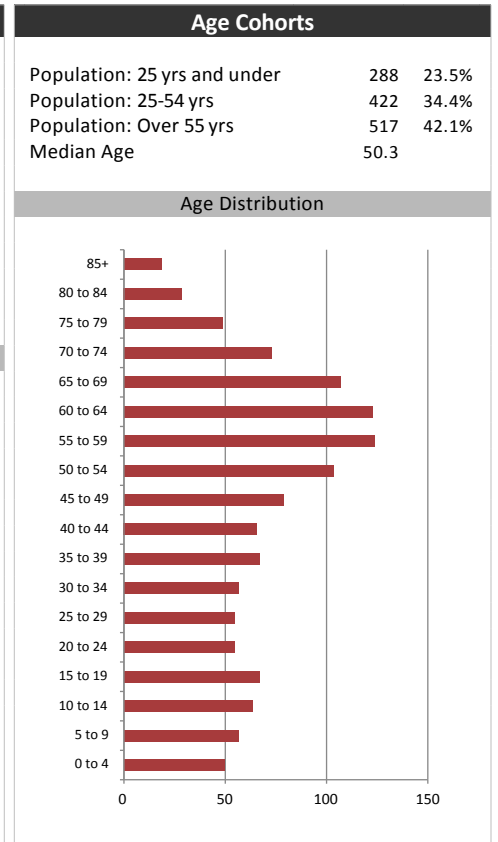
  

Age of Home Owners		
15 to 24 years	5	0.9%
25 to 34 years	80	13.8%
35 to 44 years	71	12.3%
45 to 54 years	80	13.8%
55 to 64 years	100	17.3%
65 to 74 years	152	26.3%
75 years or over	91	15.7%

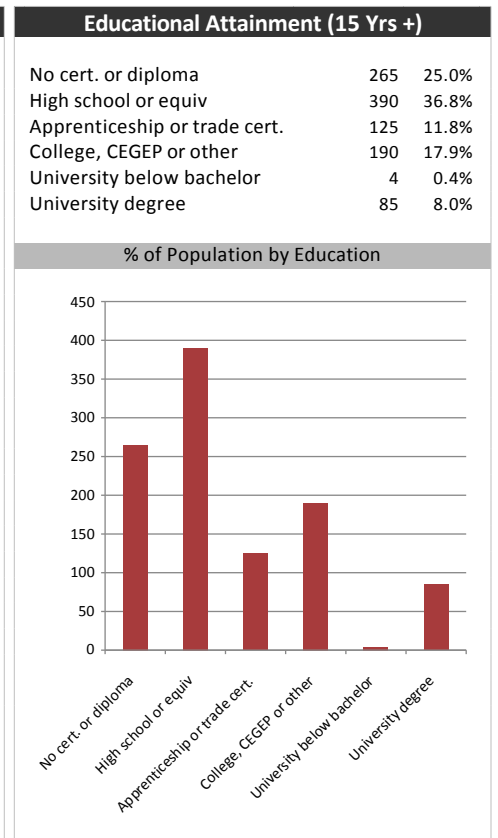
Population & Household Summary	
Total Population	1,227
Population Growth 2012-2017	-7.0%
Population Growth 2017-2022	-2.3%
Total Households	579
Household Growth 2012-2017	-1.2%
Household Growth 2017-2022	-0.7%
% of Households with Children	27.1%
% of Households - Married w/ Kids	18.7%
% of Households - Single Parent	8.5%

% of Households by Household Size	
1	25.0%
2	44.0%
3	15.0%
4-5	14.0%
6+	2.0%



Visible Minorities & Language	
Population by Visible Minority	
Chinese	0.0%
South Asian	0.0%
Black	0.0%
Filipino	0.0%
Latin American	0.0%
Southeast Asian	0.0%
Arab	0.0%
West Asian	0.0%
Korean	0.0%
Japanese	0.0%
Visible minority, n.i.e.	0.0%
Multiple visible minorities	0.0%
Population by Mother Tongue	
Single Responses	98.5%
English	86.7%
French	8.0%
Non-Official languages	3.7%
Multiple responses	1.5%



# Ignace Driftwood

## Distribution Map

Map

