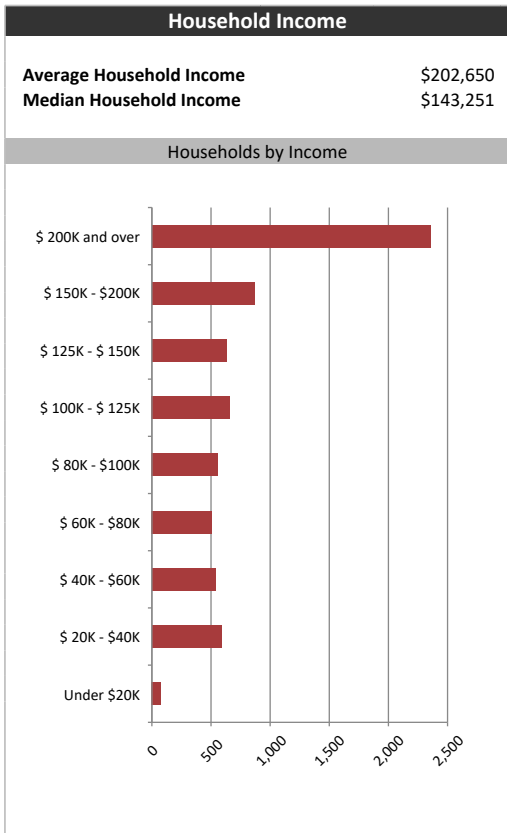
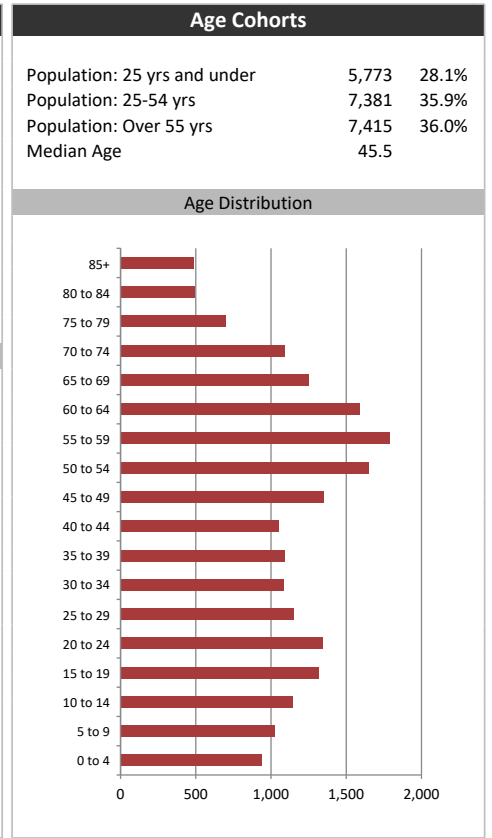


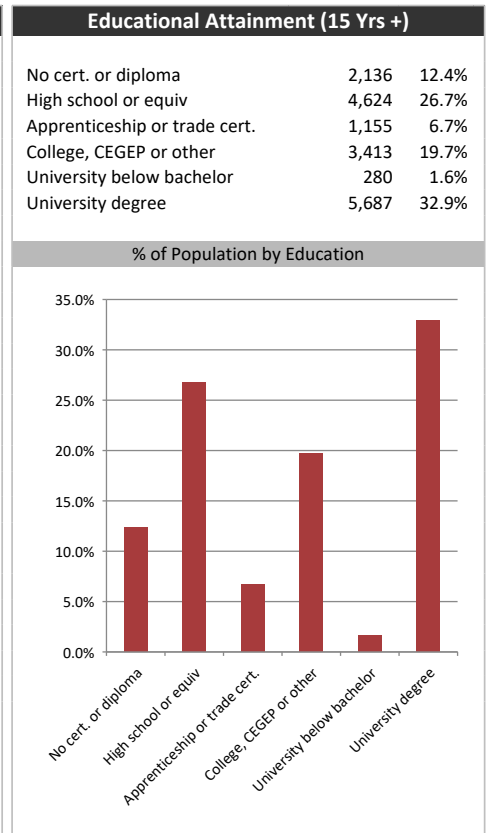
Market Information		
Average Household Spending / Yr		
Mortgage payments	\$	9,339
Cell Phone, Pager & Services	\$	2,142
Internet Access Services	\$	748
Home Renovations	\$	4,022
Retirement & pension fund payments	\$	1,969
Lotteries	\$	1,030
Health Insurance	\$	845
Household appliances	\$	1,124
Furnishings	\$	3,755
Computer hardware	\$	506
Auto/Truck Purchase	\$	11,661
Auto/Truck Rental or Lease	\$	539
Air Travel	\$	1,175
Age of Home Owners		
15 to 24 years	29	0.4%
25 to 34 years	541	8.0%
35 to 44 years	857	12.6%
45 to 54 years	1,502	22.1%
55 to 64 years	1,649	24.3%
65 to 74 years	1,268	18.7%
75 years or over	939	13.8%

Population & Household Summary	
Total Population	20,569
Population Growth 2016-2021	4.4%
Population Growth 2021-2026	2.3%
Total Households	6,783
Household Growth 2016-2021	1.1%
Household Growth 2021-2026	3.2%
% of Households with Children	52.6%
% of Households - Married w/ Kids	45.1%
% of Households - Single Parent	7.5%
% of Households by Household Size	

Household Size	Percentage
1 person	~16.0%
2 persons	~32.0%
3 persons	~17.0%
4 persons	~22.0%
5 or more persons	~13.0%



Visible Minorities & Language	
Population by Visible Minority	
Chinese	2.6%
South Asian	4.1%
Black	2.5%
Filipino	0.8%
Latin American	1.0%
Southeast Asian	0.6%
Arab	0.7%
West Asian	2.1%
Korean	0.8%
Japanese	0.4%
Visible minority, n.i.e.	0.6%
Multiple visible minorities	1.0%
Population by Mother Tongue	
Single Responses	97.9%
English	68.7%
French	0.8%
Non-Official languages	28.3%
Multiple responses	2.1%



King Connection

Distribution Map

Map

