

Kingsville Reporter



Summary Report

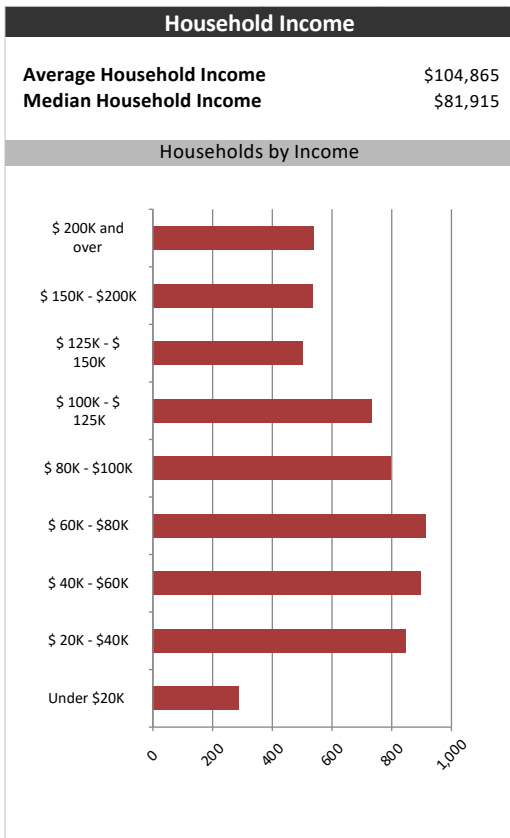
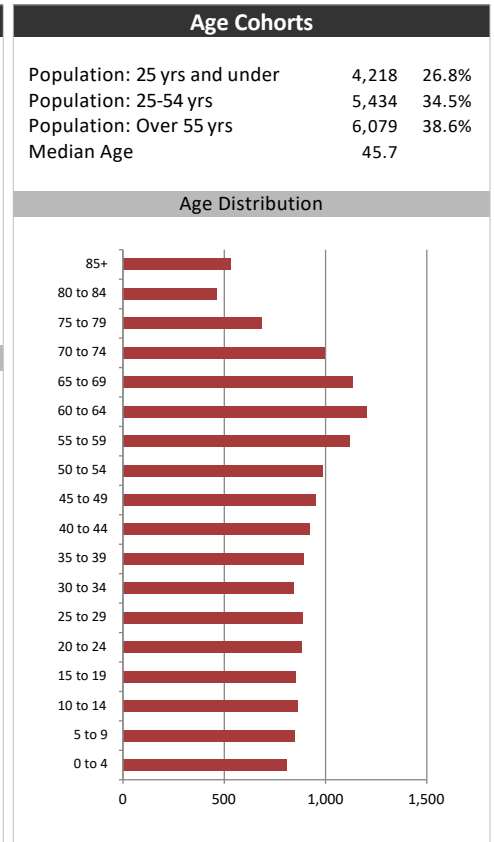
February 04, 2020

Market Information		
Average Household Spending / Yr		
Mortgage payments	\$	5,213
Cell Phone, Pager & Services	\$	1,336
Internet Access Services	\$	556
Home Renovations	\$	973
Retirement & pension fund payments	\$	1,603
Lotteries	\$	1,202
Health Insurance	\$	401
Household appliances	\$	741
Furnishings	\$	1,125
Computer hardware	\$	327
Auto/Truck Purchase	\$	8,088
Auto/Truck Rental or Lease	\$	135
Air Travel	\$	522

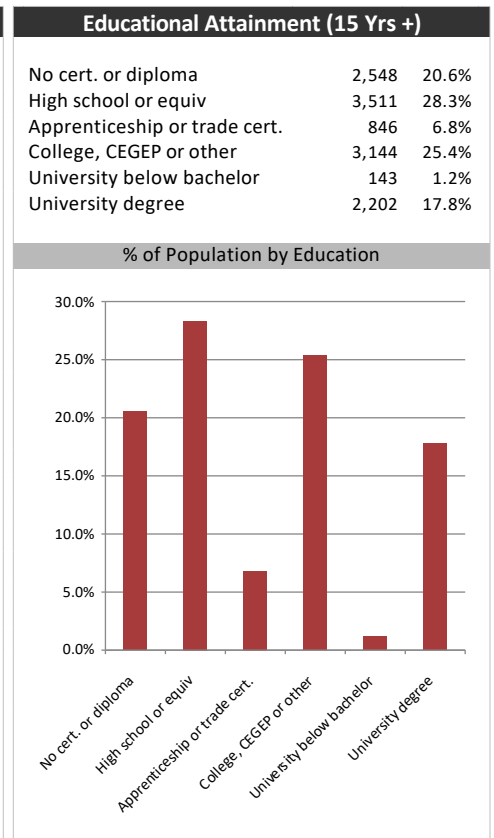
Age of Home Owners		
15 to 24 years	102	1.7%
25 to 34 years	624	10.4%
35 to 44 years	892	14.8%
45 to 54 years	1,002	16.7%
55 to 64 years	1,241	20.6%
65 to 74 years	1,203	20.0%
75 years or over	947	15.8%

Population & Household Summary	
Total Population	15,731
Population Growth 2014-2019	5.0%
Population Growth 2019-2024	3.4%
Total Households	6,010
Household Growth 2014-2019	4.9%
Household Growth 2019-2024	3.2%
% of Households with Children	38.9%
% of Households - Married w/ Kids	30.2%
% of Households - Single Parent	8.7%

% of Households by Household Size	
1 person	24.0%
2 persons	40.0%
3 persons	14.0%
4 persons	14.0%
5 or more persons	8.0%



Visible Minorities & Language	
Population by Visible Minority	
Chinese	0.5%
South Asian	0.2%
Black	0.9%
Filipino	0.1%
Latin American	1.2%
Southeast Asian	0.1%
Arab	0.3%
West Asian	0.0%
Korean	0.2%
Japanese	0.1%
Visible minority, n.i.e.	0.0%
Multiple visible minorities	0.0%
Population by Mother Tongue	
Single Responses	98.7%
English	83.0%
French	1.4%
Non-Official languages	14.3%
Multiple responses	1.3%



Kingsville Reporter

Distribution Map

Map

