

Lasalle Post



Summary Report

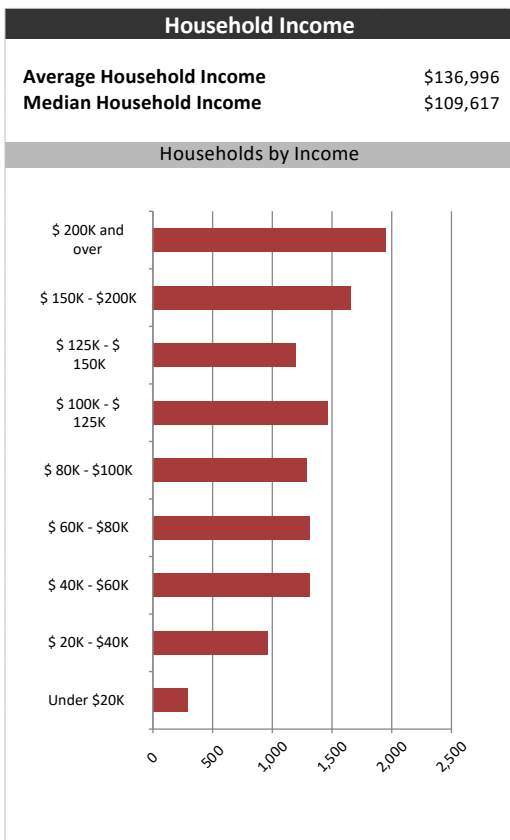
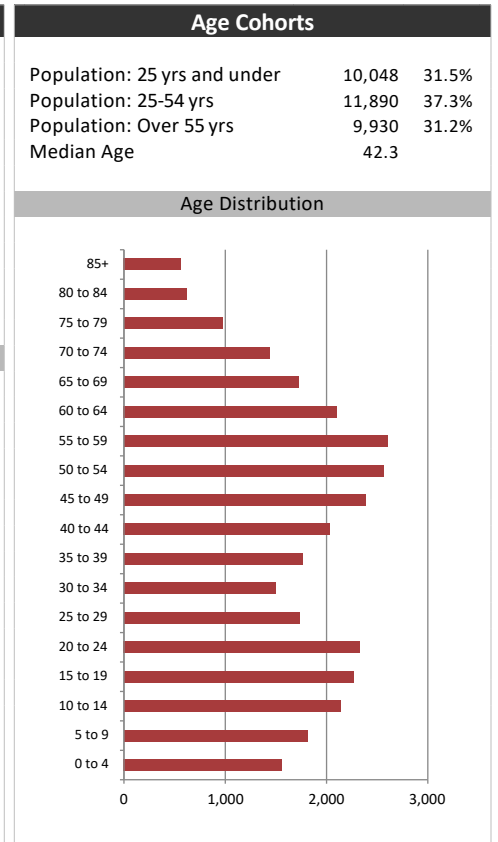
February 04, 2020

| Market Information | | |
|------------------------------------|----|-------|
| Average Household Spending / Yr | | |
| Mortgage payments | \$ | 7,972 |
| Cell Phone, Pager & Services | \$ | 1,607 |
| Internet Access Services | \$ | 631 |
| Home Renovations | \$ | 1,365 |
| Retirement & pension fund payments | \$ | 3,210 |
| Lotteries | \$ | 1,283 |
| Health Insurance | \$ | 467 |
| Household appliances | \$ | 837 |
| Furnishings | \$ | 1,609 |
| Computer hardware | \$ | 449 |
| Auto/Truck Purchase | \$ | 9,887 |
| Auto/Truck Rental or Lease | \$ | 280 |
| Air Travel | \$ | 888 |

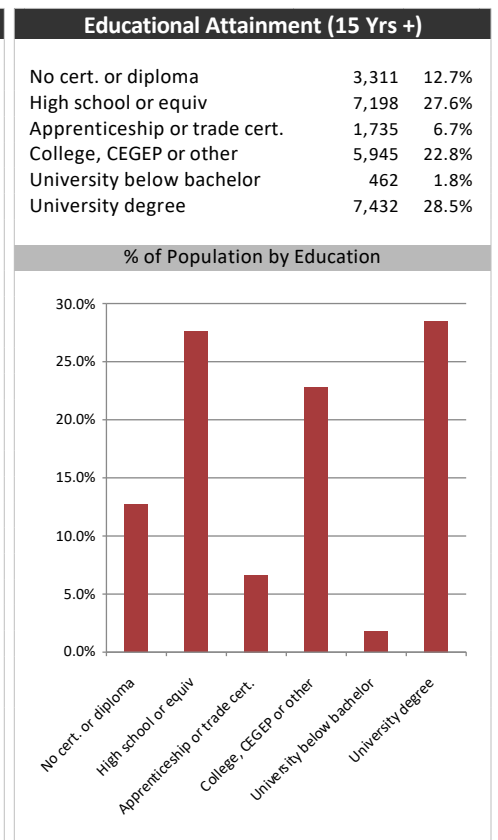
| Age of Home Owners | | |
|--------------------|-------|-------|
| 15 to 24 years | 57 | 0.5% |
| 25 to 34 years | 1,062 | 9.4% |
| 35 to 44 years | 1,895 | 16.7% |
| 45 to 54 years | 2,653 | 23.4% |
| 55 to 64 years | 2,636 | 23.3% |
| 65 to 74 years | 1,812 | 16.0% |
| 75 years or over | 1,203 | 10.6% |

| Population & Household Summary | |
|-----------------------------------|--------|
| Total Population | 31,868 |
| Population Growth 2014-2019 | 6.0% |
| Population Growth 2019-2024 | 3.5% |
| Total Households | 11,318 |
| Household Growth 2014-2019 | 7.1% |
| Household Growth 2019-2024 | 4.1% |
| % of Households with Children | 53.2% |
| % of Households - Married w/ Kids | 42.9% |
| % of Households - Single Parent | 10.3% |

| % of Households by Household Size | |
|-----------------------------------|-------|
| 1 person | 17.5% |
| 2 persons | 32.5% |
| 3 persons | 17.5% |
| 4 persons | 21.0% |
| 5 or more persons | 11.5% |



| Visible Minorities & Language | |
|---------------------------------------|-------|
| Population by Visible Minority | |
| Chinese | 2.6% |
| South Asian | 3.4% |
| Black | 2.2% |
| Filipino | 0.7% |
| Latin American | 0.5% |
| Southeast Asian | 0.0% |
| Arab | 2.8% |
| West Asian | 0.4% |
| Korean | 0.4% |
| Japanese | 0.0% |
| Visible minority, n.i.e. | 0.2% |
| Multiple visible minorities | 0.7% |
| Population by Mother Tongue | |
| Single Responses | 98.0% |
| English | 79.3% |
| French | 2.8% |
| Non-Official languages | 16.0% |
| Multiple responses | 2.0% |



Lasalle Post

Map

