

Milton Canadian Champion



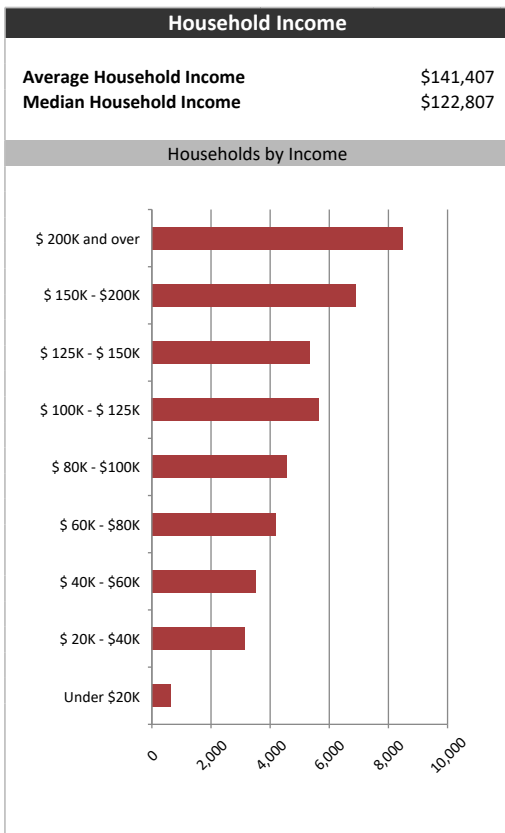
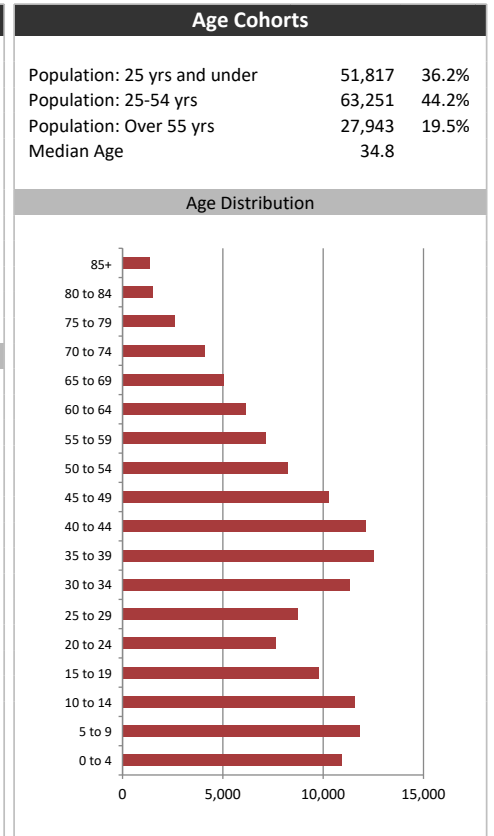
Summary Report

April 20, 2022

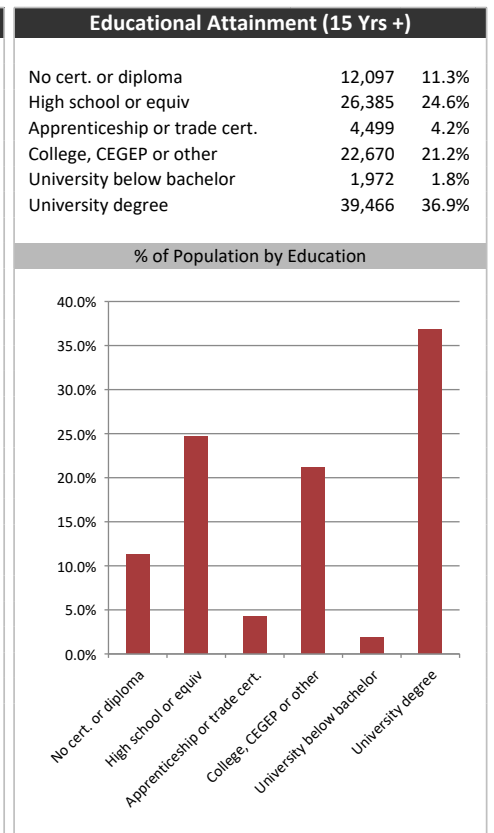
Market Information		
Average Household Spending / Yr		
Mortgage payments	\$	12,202
Cell Phone, Pager & Services	\$	1,975
Internet Access Services	\$	680
Home Renovations	\$	1,461
Retirement & pension fund payments	\$	2,517
Lotteries	\$	857
Health Insurance	\$	681
Household appliances	\$	795
Furnishings	\$	2,768
Computer hardware	\$	421
Auto/Truck Purchase	\$	9,192
Auto/Truck Rental or Lease	\$	411
Air Travel	\$	670
Age of Home Owners		
15 to 24 years	244	0.6%
25 to 34 years	6,798	16.0%
35 to 44 years	11,780	27.8%
45 to 54 years	10,146	23.9%
55 to 64 years	6,767	16.0%
65 to 74 years	4,232	10.0%
75 years or over	2,407	5.7%

Population & Household Summary	
Total Population	143,011
Population Growth 2016-2021	24.8%
Population Growth 2021-2026	20.2%
Total Households	42,373
Household Growth 2016-2021	18.8%
Household Growth 2021-2026	20.2%
% of Households with Children	60.9%
% of Households - Married w/ Kids	51.9%
% of Households - Single Parent	9.0%
% of Households by Household Size	

Household Size	Percentage
1 person	13.0%
2 persons	25.5%
3 persons	18.5%
4 persons	25.5%
5 or more persons	17.5%



Visible Minorities & Language	
Population by Visible Minority	
Chinese	2.4%
South Asian	24.4%
Black	5.6%
Filipino	3.4%
Latin American	2.6%
Southeast Asian	0.8%
Arab	3.9%
West Asian	1.1%
Korean	0.5%
Japanese	0.3%
Visible minority, n.i.e.	1.2%
Multiple visible minorities	1.5%
Population by Mother Tongue	
Single Responses	94.8%
English	58.1%
French	1.5%
Non-Official languages	35.2%
Multiple responses	5.2%



Milton Canadian Champion



Distribution Map

Map

