

Mississauga News



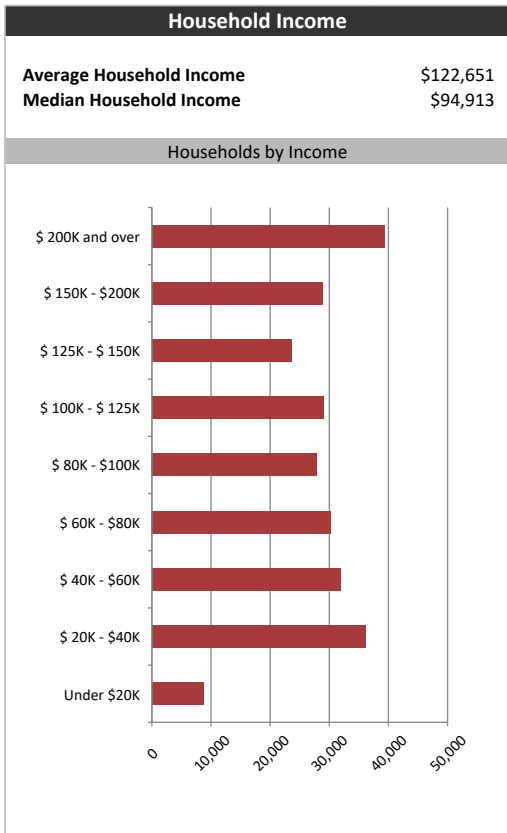
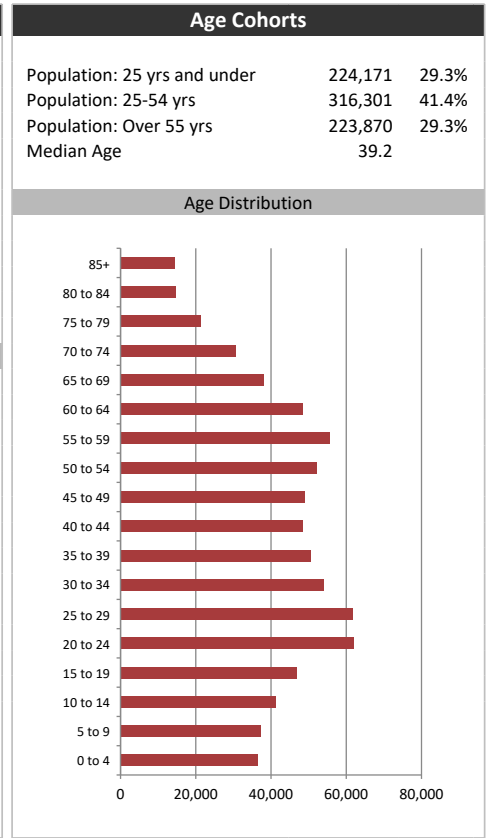
Summary Report

April 20, 2022

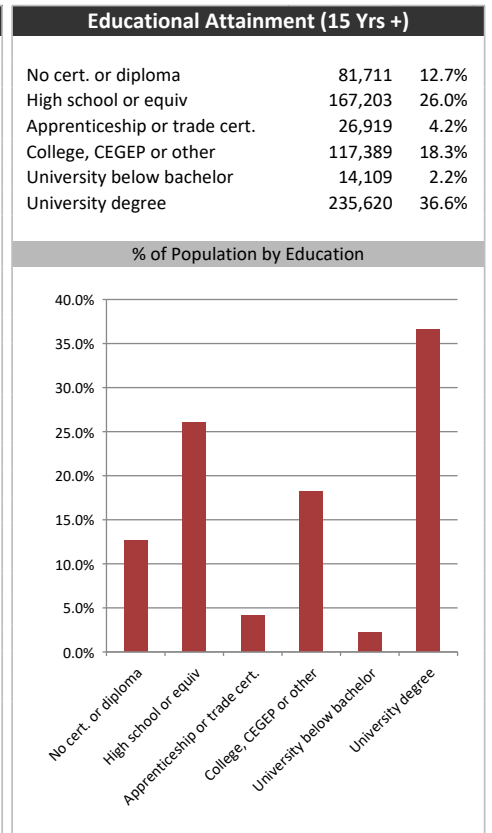
Market Information		
Average Household Spending / Yr		
Mortgage payments	\$	7,544
Cell Phone, Pager & Services	\$	1,678
Internet Access Services	\$	612
Home Renovations	\$	1,841
Retirement & pension fund payments	\$	1,689
Lotteries	\$	823
Health Insurance	\$	564
Household appliances	\$	680
Furnishings	\$	2,227
Computer hardware	\$	361
Auto/Truck Purchase	\$	6,265
Auto/Truck Rental or Lease	\$	391
Air Travel	\$	864
Age of Home Owners		
15 to 24 years	3,747	1.5%
25 to 34 years	30,437	11.9%
35 to 44 years	45,986	18.0%
45 to 54 years	54,369	21.2%
55 to 64 years	58,232	22.8%
65 to 74 years	37,451	14.6%
75 years or over	25,679	10.0%

Population & Household Summary	
Total Population	764,342
Population Growth 2016-2021	2.2%
Population Growth 2021-2026	2.6%
Total Households	255,901
Household Growth 2016-2021	2.5%
Household Growth 2021-2026	3.0%
% of Households with Children	56.6%
% of Households - Married w/ Kids	44.6%
% of Households - Single Parent	12.0%
% of Households by Household Size	

Household Size	% of Households
1 person	~19.0%
2 persons	~26.5%
3 persons	~19.5%
4 persons	~20.5%
5 or more persons	~15.0%



Visible Minorities & Language	
Population by Visible Minority	
Chinese	7.6%
South Asian	26.6%
Black	7.6%
Filipino	4.4%
Latin American	2.4%
Southeast Asian	2.1%
Arab	5.4%
West Asian	1.3%
Korean	0.8%
Japanese	0.2%
Visible minority, n.i.e.	1.6%
Multiple visible minorities	2.1%
Population by Mother Tongue	
Single Responses	94.6%
English	45.0%
French	1.1%
Non-Official languages	48.5%
Multiple responses	5.4%



Mississauga News

Distribution Map

