

# New Hamburg Independent




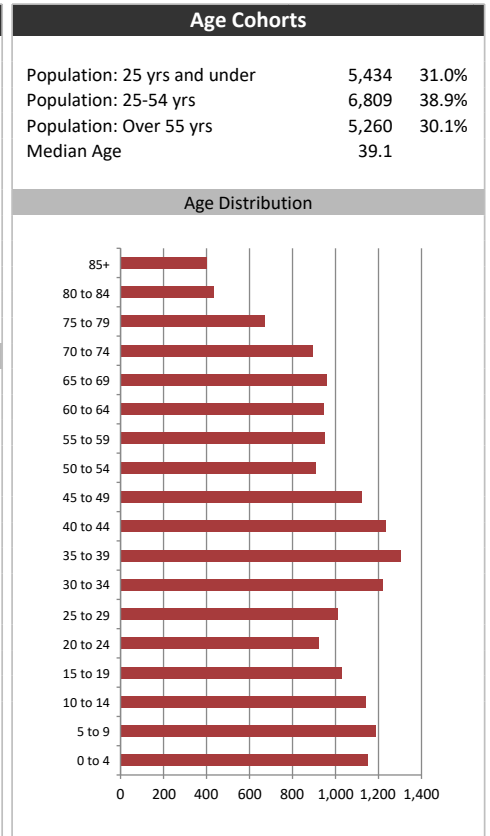
## Summary Report

April 20, 2022

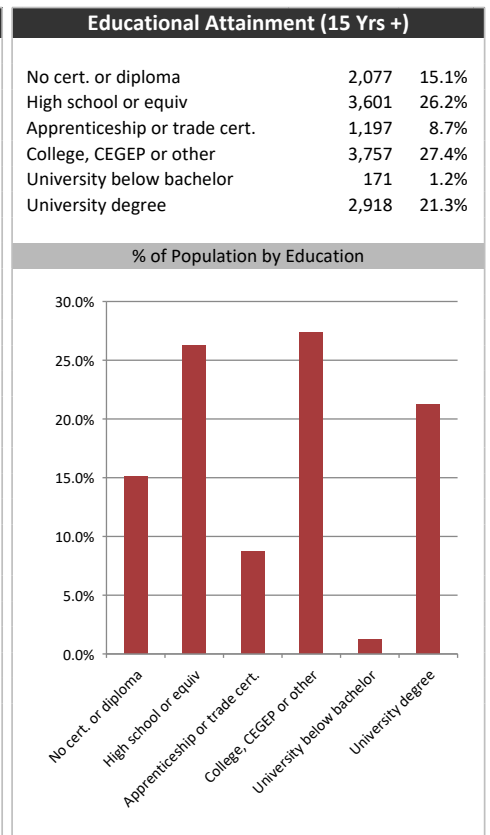
Market Information		
Average Household Spending / Yr		
Mortgage payments	\$	8,714
Cell Phone, Pager & Services	\$	1,473
Internet Access Services	\$	608
Home Renovations	\$	1,059
Retirement & pension fund payments	\$	2,145
Lotteries	\$	668
Health Insurance	\$	543
Household appliances	\$	895
Furnishings	\$	2,070
Computer hardware	\$	308
Auto/Truck Purchase	\$	8,753
Auto/Truck Rental or Lease	\$	235
Air Travel	\$	376
Age of Home Owners		
15 to 24 years	90	1.4%
25 to 34 years	1,017	15.9%
35 to 44 years	1,322	20.6%
45 to 54 years	1,113	17.4%
55 to 64 years	1,004	15.7%
65 to 74 years	998	15.6%
75 years or over	867	13.5%

Population & Household Summary	
Total Population	17,503
Population Growth 2016-2021	8.6%
Population Growth 2021-2026	7.9%
Total Households	6,410
Household Growth 2016-2021	8.4%
Household Growth 2021-2026	7.9%
% of Households with Children	45.6%
% of Households - Married w/ Kids	38.0%
% of Households - Single Parent	7.7%
% of Households by Household Size	

Household Size	% of Households
1 person	~18.0%
2 persons	~38.0%
3 persons	~15.0%
4 persons	~20.0%
5 or more persons	~9.0%



Visible Minorities & Language	
Population by Visible Minority	
Chinese	0.4%
South Asian	0.7%
Black	0.7%
Filipino	0.3%
Latin American	0.4%
Southeast Asian	0.5%
Arab	0.1%
West Asian	0.2%
Korean	0.1%
Japanese	0.0%
Visible minority, n.i.e.	0.1%
Multiple visible minorities	0.3%
Population by Mother Tongue	
Single Responses	99.2%
English	91.3%
French	0.8%
Non-Official languages	7.1%
Multiple responses	0.8%



# New Hamburg Independent

## Distribution Map

