

New Liskeard Temiskaming Speaker-WE



Summary Report

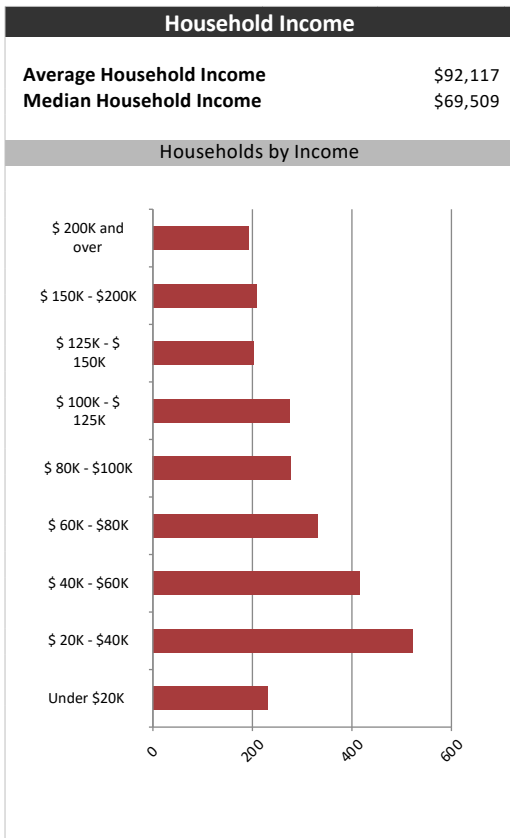
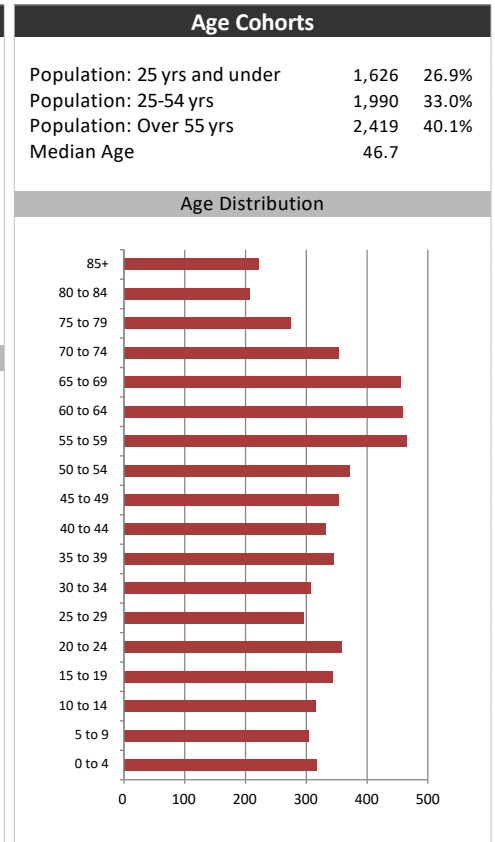
February 04, 2020

Market Information		
Average Household Spending / Yr		
Mortgage payments	\$	3,450
Cell Phone, Pager & Services	\$	954
Internet Access Services	\$	477
Home Renovations	\$	1,867
Retirement & pension fund payments	\$	1,760
Lotteries	\$	1,384
Health Insurance	\$	362
Household appliances	\$	706
Furnishings	\$	1,310
Computer hardware	\$	167
Auto/Truck Purchase	\$	7,079
Auto/Truck Rental or Lease	\$	77
Air Travel	\$	265

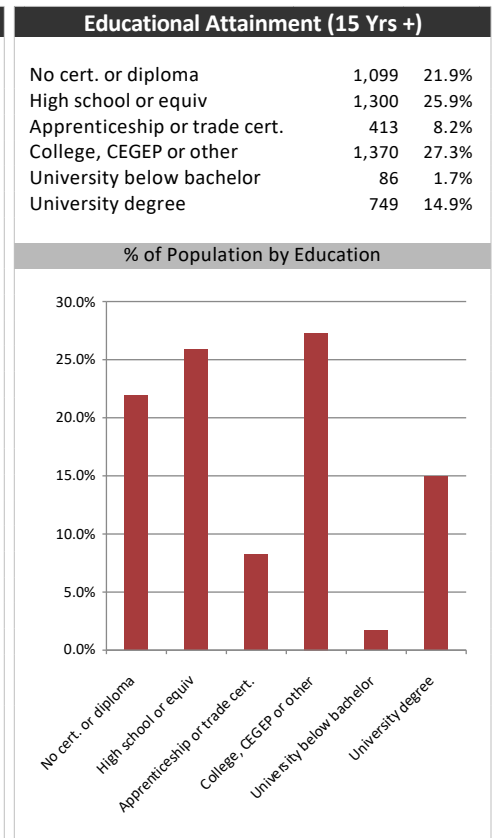
Age of Home Owners		
15 to 24 years	57	2.2%
25 to 34 years	293	11.1%
35 to 44 years	341	13.0%
45 to 54 years	451	17.2%
55 to 64 years	506	19.2%
65 to 74 years	495	18.8%
75 years or over	487	18.5%

Population & Household Summary	
Total Population	6,036
Population Growth 2014-2019	-3.5%
Population Growth 2019-2024	-0.2%
Total Households	2,630
Household Growth 2014-2019	-4.2%
Household Growth 2019-2024	-0.8%
% of Households with Children	33.0%
% of Households - Married w/ Kids	23.7%
% of Households - Single Parent	9.3%

% of Households by Household Size	
1 person	32.5%
2 persons	38.0%
3 persons	12.5%
4 persons	11.5%
5 or more persons	5.0%



Visible Minorities & Language	
Population by Visible Minority	
Chinese	0.0%
South Asian	0.9%
Black	0.9%
Filipino	0.0%
Latin American	0.0%
Southeast Asian	0.1%
Arab	0.0%
West Asian	0.0%
Korean	0.0%
Japanese	0.1%
Visible minority, n.i.e.	0.5%
Multiple visible minorities	0.0%
Population by Mother Tongue	
Single Responses	98.5%
English	62.2%
French	33.9%
Non-Official languages	2.5%
Multiple responses	1.5%



New Liskeard Temiskaming Speaker-WE



Distribution Map

Map

