

North York Mirror



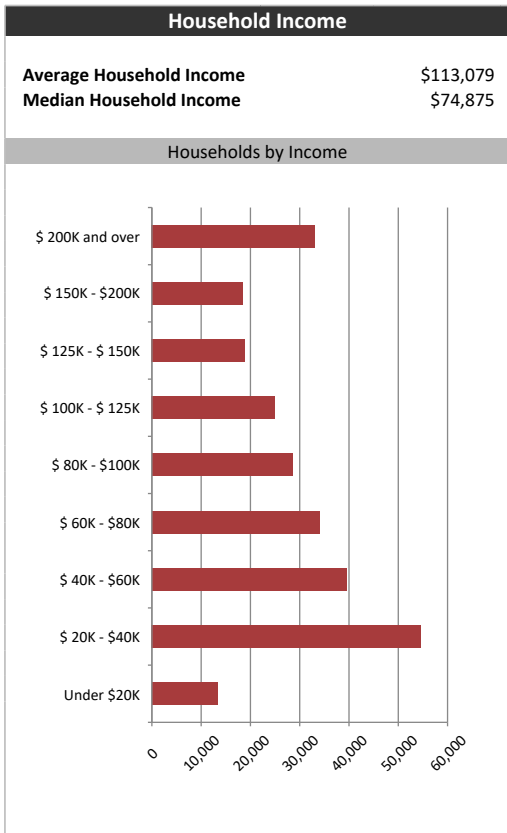
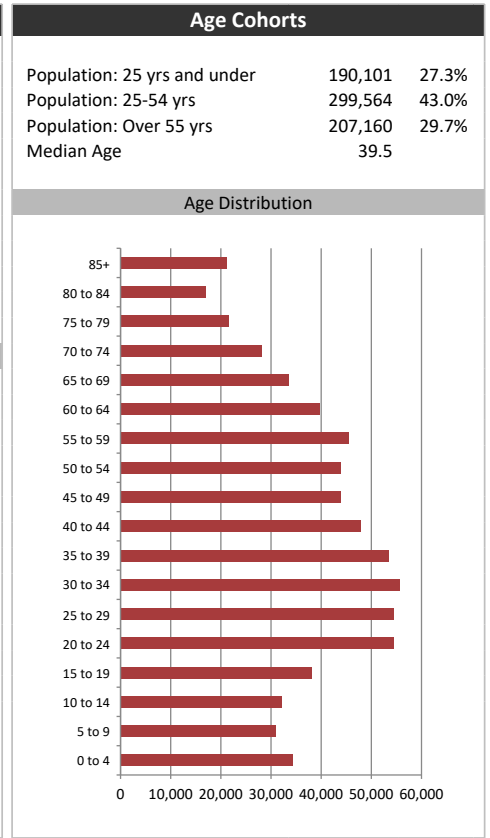
Summary Report

April 20, 2022

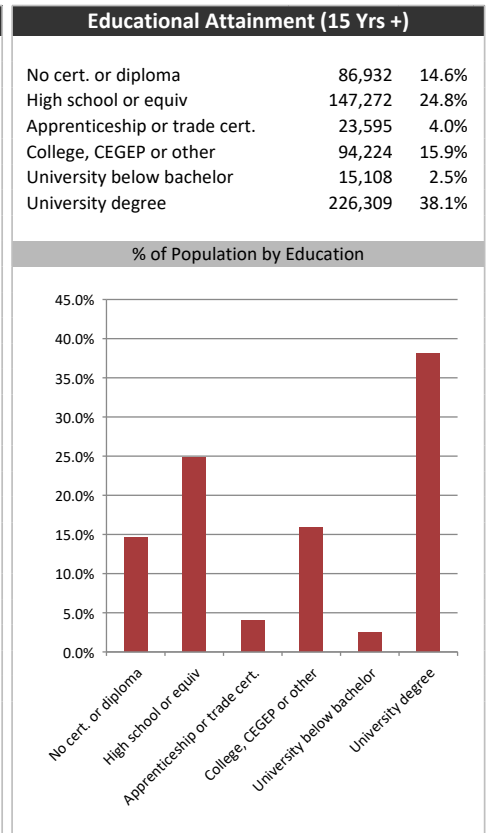
Market Information		
Average Household Spending / Yr		
Mortgage payments	\$	4,905
Cell Phone, Pager & Services	\$	1,558
Internet Access Services	\$	599
Home Renovations	\$	2,300
Retirement & pension fund payments	\$	1,275
Lotteries	\$	804
Health Insurance	\$	564
Household appliances	\$	572
Furnishings	\$	2,012
Computer hardware	\$	319
Auto/Truck Purchase	\$	5,070
Auto/Truck Rental or Lease	\$	341
Air Travel	\$	804
Age of Home Owners		
15 to 24 years	7,878	3.0%
25 to 34 years	39,320	14.8%
35 to 44 years	50,394	19.0%
45 to 54 years	48,458	18.3%
55 to 64 years	48,498	18.3%
65 to 74 years	35,358	13.3%
75 years or over	35,502	13.4%

Population & Household Summary	
Total Population	696,825
Population Growth 2016-2021	6.8%
Population Growth 2021-2026	5.2%
Total Households	265,408
Household Growth 2016-2021	6.5%
Household Growth 2021-2026	5.4%
% of Households with Children	46.2%
% of Households - Married w/ Kids	30.7%
% of Households - Single Parent	15.5%
% of Households by Household Size	

Household Size	Percentage
1 person	~27.5%
2 persons	~29.5%
3 persons	~18.5%
4 persons	~15.0%
5 or more persons	~10.0%



Visible Minorities & Language	
Population by Visible Minority	
Chinese	14.2%
South Asian	10.9%
Black	11.3%
Filipino	7.1%
Latin American	4.3%
Southeast Asian	2.7%
Arab	2.0%
West Asian	6.0%
Korean	3.4%
Japanese	0.4%
Visible minority, n.i.e.	1.5%
Multiple visible minorities	2.2%
Population by Mother Tongue	
Single Responses	95.5%
English	40.0%
French	1.1%
Non-Official languages	54.4%
Multiple responses	4.5%



North York Mirror

Distribution Map

Map

