

# Ottawa Community Voice - Kanata/Stittsville



## Summary Report

June 7, 2019

Market Information		
Average Household Spending / Yr		
Mortgage payments	\$	12,248
Cell Phone, Pager & Services	\$	1,560
Internet Access Services	\$	643
Home Renovations	\$	2,437
Retirement & pension fund payments	\$	3,724
Lotteries	\$	876
Health Insurance	\$	1,136
Household appliances	\$	874
Furnishings	\$	2,564
Computer hardware	\$	311
Auto/Truck Purchase	\$	11,735
Auto/Truck Rental or Lease	\$	288
Air Travel	\$	2,564

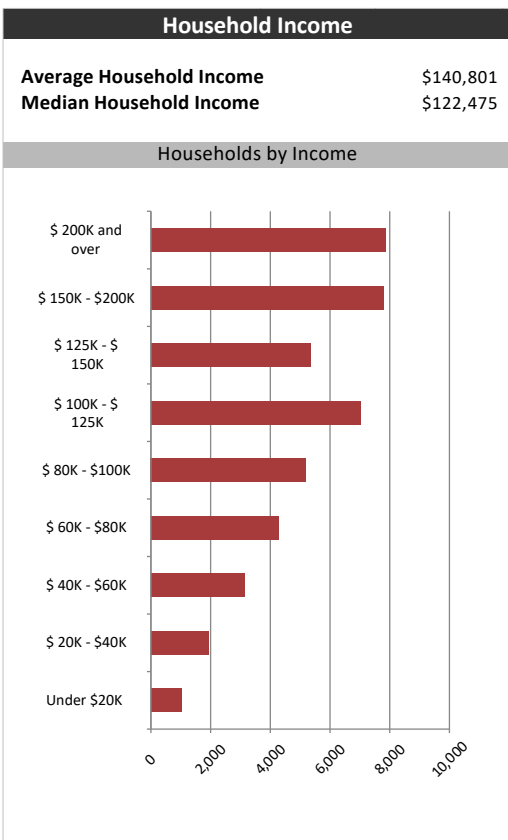
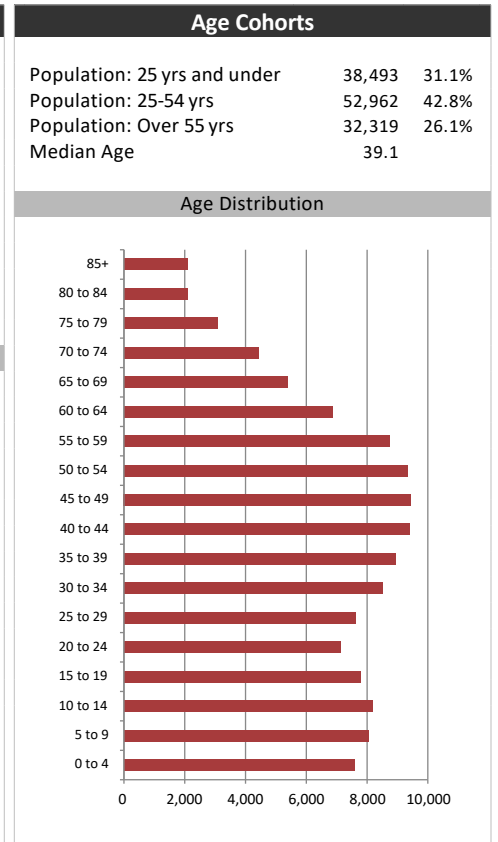
  

Age of Home Owners		
15 to 24 years	354	0.8%
25 to 34 years	6,107	14.1%
35 to 44 years	9,229	21.4%
45 to 54 years	10,319	23.9%
55 to 64 years	8,590	19.9%
65 to 74 years	5,187	12.0%
75 years or over	3,408	7.9%

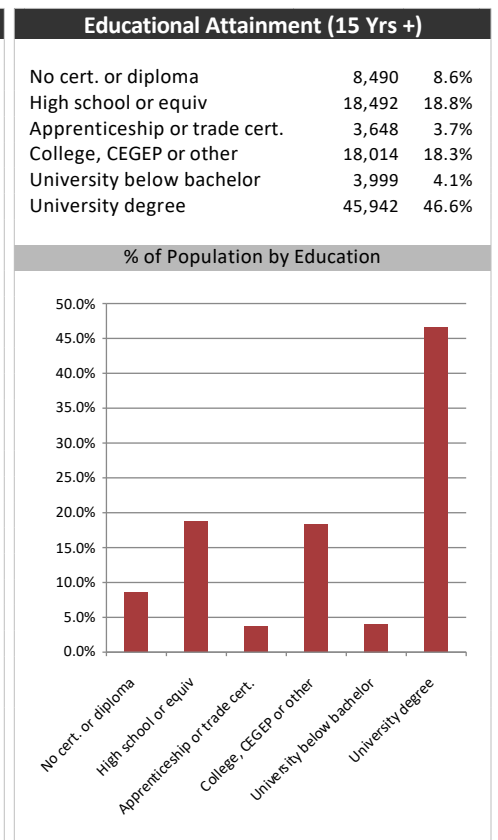
Population & Household Summary	
Total Population	123,775
Population Growth 2013-2018	12.1%
Population Growth 2018-2023	8.1%
Total Households	43,194
Household Growth 2013-2018	13.2%
Household Growth 2018-2023	8.8%
% of Households with Children	54.1%
% of Households - Married w/ Kids	44.0%
% of Households - Single Parent	10.1%

% of Households by Household Size	
1 person	16.5%
2 persons	31.5%
3 persons	19.0%
4 persons	21.5%
5 or more persons	11.5%



Visible Minorities & Language	
<b>Population by Visible Minority</b>	
Chinese	7.8%
South Asian	5.1%
Black	3.2%
Filipino	1.1%
Latin American	1.0%
Southeast Asian	2.3%
Arab	2.7%
West Asian	0.9%
Korean	0.4%
Japanese	0.3%
Visible minority, n.i.e.	0.3%
Multiple visible minorities	0.9%
<b>Population by Mother Tongue</b>	
Single Responses	97.6%
English	68.7%
French	6.6%
Non-Official languages	22.3%
Multiple responses	2.4%



# Ottawa Community Voice - Kanata/Stittsville



## Distribution Map

