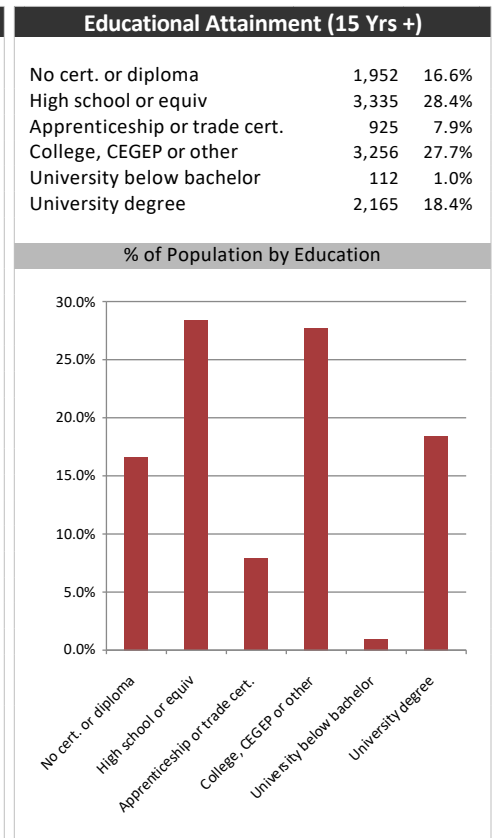

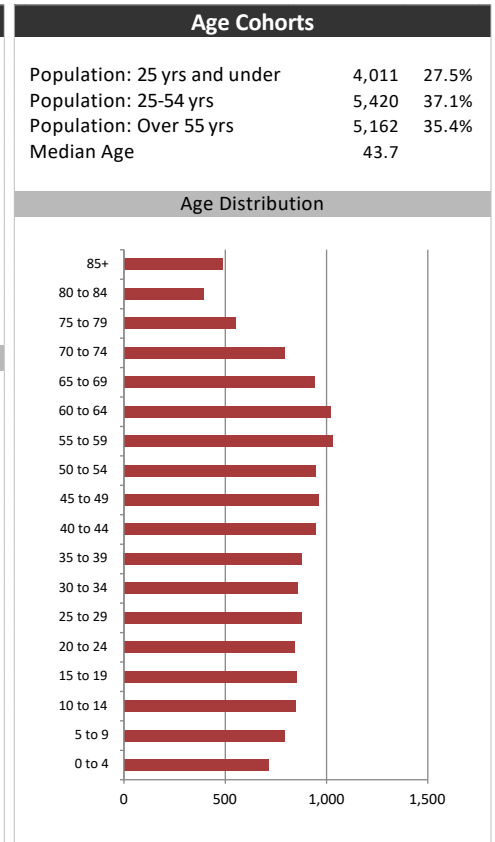
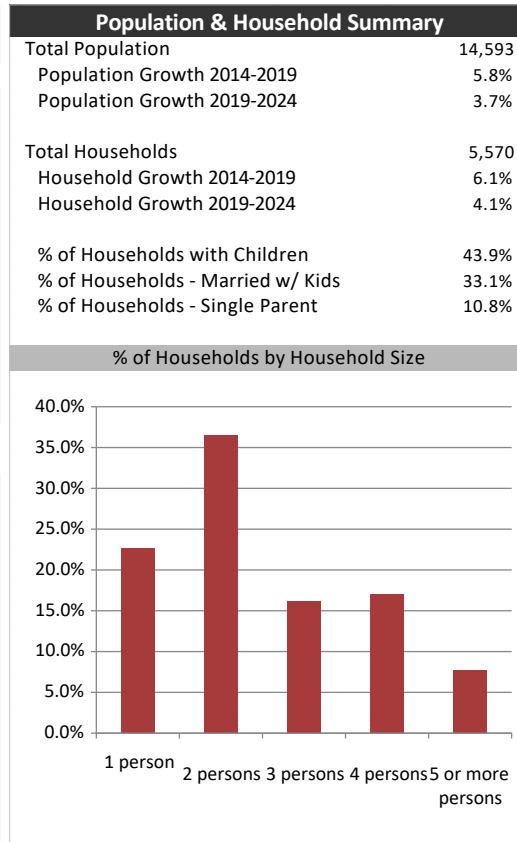


Market Information		
Average Household Spending / Yr		
Mortgage payments	\$	5,419
Cell Phone, Pager & Services	\$	1,164
Internet Access Services	\$	509
Home Renovations	\$	758
Retirement & pension fund payments	\$	1,848
Lotteries	\$	1,194
Health Insurance	\$	410
Household appliances	\$	711
Furnishings	\$	1,602
Computer hardware	\$	243
Auto/Truck Purchase	\$	7,921
Auto/Truck Rental or Lease	\$	155
Air Travel	\$	531

Age of Home Owners		
15 to 24 years	87	1.6%
25 to 34 years	764	13.7%
35 to 44 years	907	16.3%
45 to 54 years	1,027	18.4%
55 to 64 years	1,111	20.0%
65 to 74 years	983	17.7%
75 years or over	690	12.4%



Paris Star



Distribution Map

