

# Peterborough This Week



## Summary Report

April 20, 2022

Market Information		
Average Household Spending / Yr		
Mortgage payments	\$	5,140
Cell Phone, Pager & Services	\$	1,042
Internet Access Services	\$	469
Home Renovations	\$	1,310
Retirement & pension fund payments	\$	1,779
Lotteries	\$	655
Health Insurance	\$	408
Household appliances	\$	600
Furnishings	\$	1,546
Computer hardware	\$	175
Auto/Truck Purchase	\$	4,781
Auto/Truck Rental or Lease	\$	215
Air Travel	\$	191

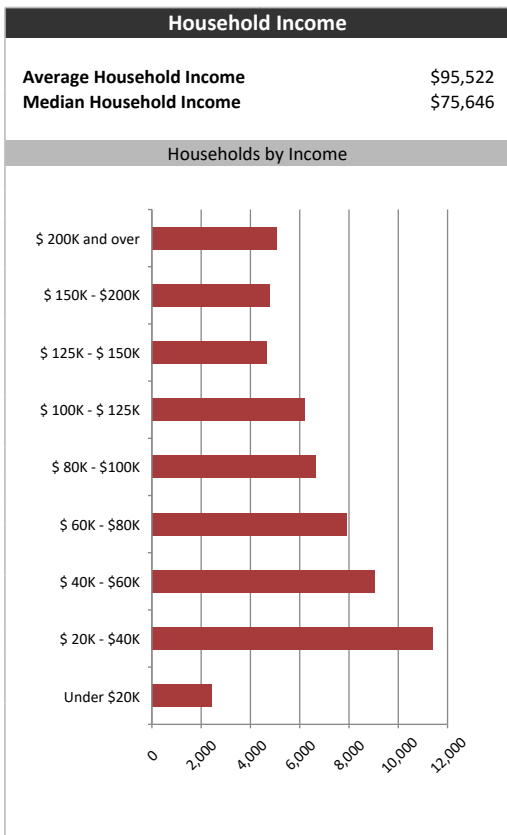
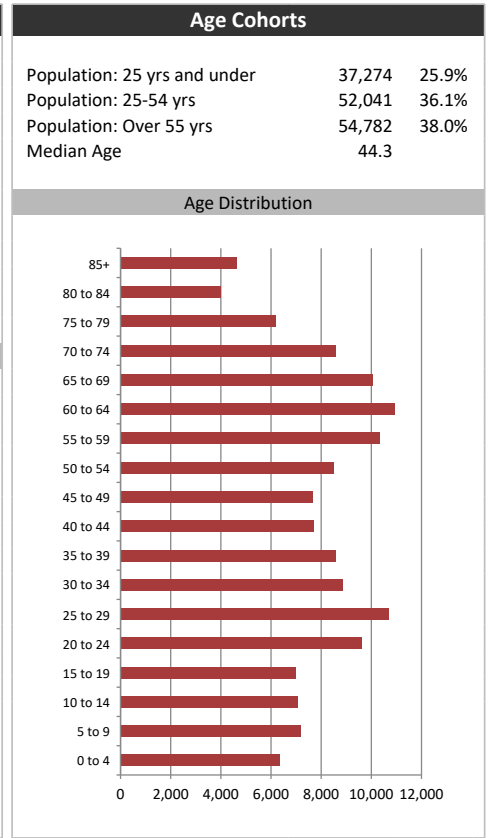
  

Age of Home Owners		
15 to 24 years	2,040	3.5%
25 to 34 years	8,306	14.3%
35 to 44 years	8,106	13.9%
45 to 54 years	8,754	15.1%
55 to 64 years	11,661	20.1%
65 to 74 years	10,850	18.7%
75 years or over	8,416	14.5%

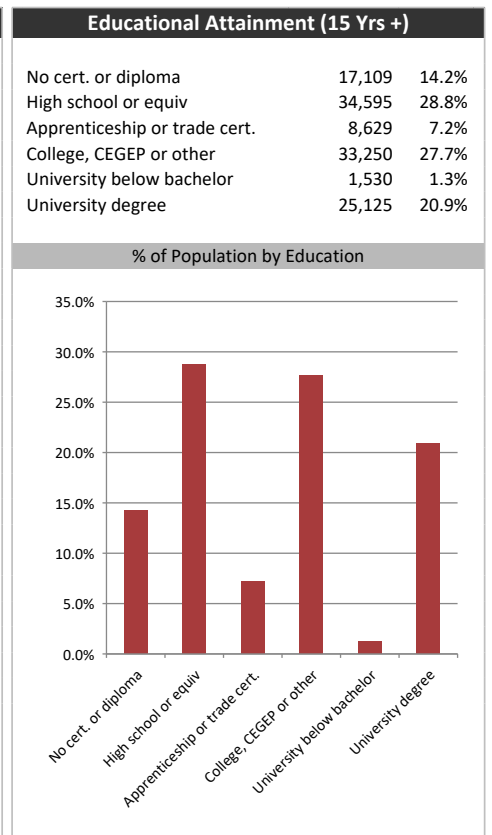
Population & Household Summary	
Total Population	144,097
Population Growth 2016-2021	5.6%
Population Growth 2021-2026	2.5%
Total Households	58,132
Household Growth 2016-2021	3.1%
Household Growth 2021-2026	2.6%
% of Households with Children	36.8%
% of Households - Married w/ Kids	25.4%
% of Households - Single Parent	11.5%

% of Households by Household Size	
1 person	27.0%
2 persons	39.0%
3 persons	15.0%
4 persons	13.0%
5 or more persons	7.0%



Visible Minorities & Language	
<b>Population by Visible Minority</b>	
Chinese	0.9%
South Asian	1.5%
Black	1.0%
Filipino	0.4%
Latin American	0.2%
Southeast Asian	0.3%
Arab	0.3%
West Asian	0.1%
Korean	0.2%
Japanese	0.1%
Visible minority, n.i.e.	0.2%
Multiple visible minorities	0.2%
<b>Population by Mother Tongue</b>	
Single Responses	99.3%
English	92.9%
French	1.1%
Non-Official languages	5.3%
Multiple responses	0.7%



# Peterborough This Week



## Distribution Map

Map

