

Port Perry/Uxbridge, The Standard



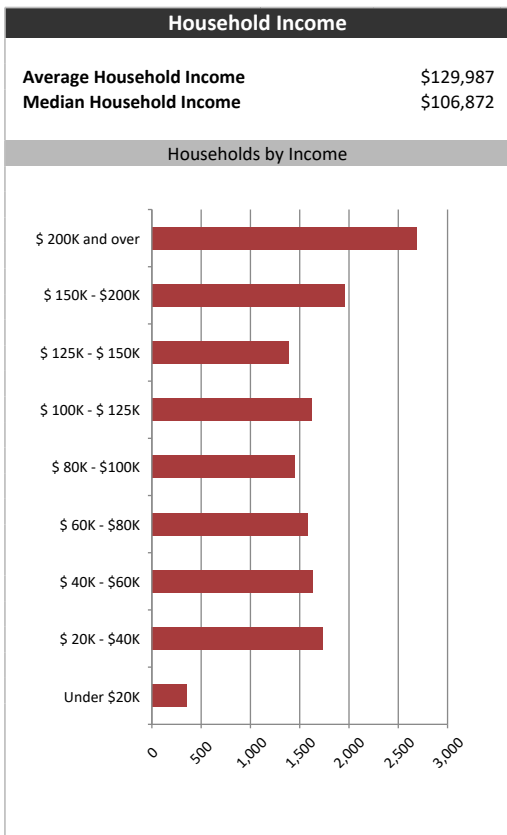
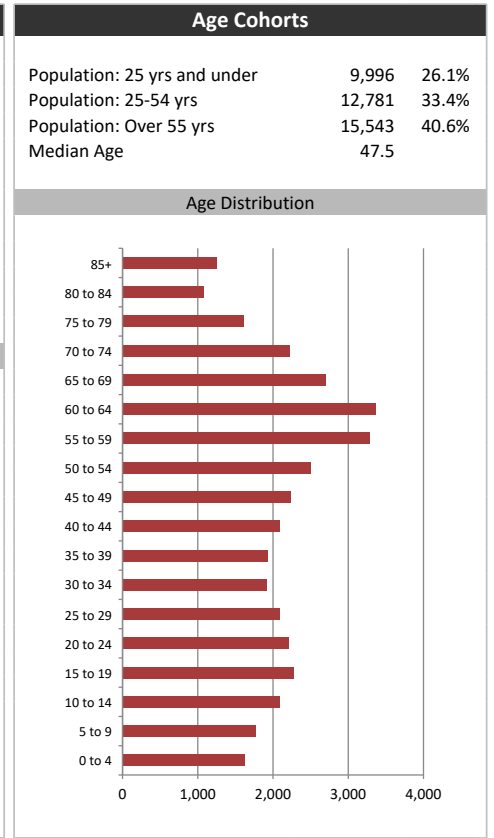
Summary Report

April 20, 2022

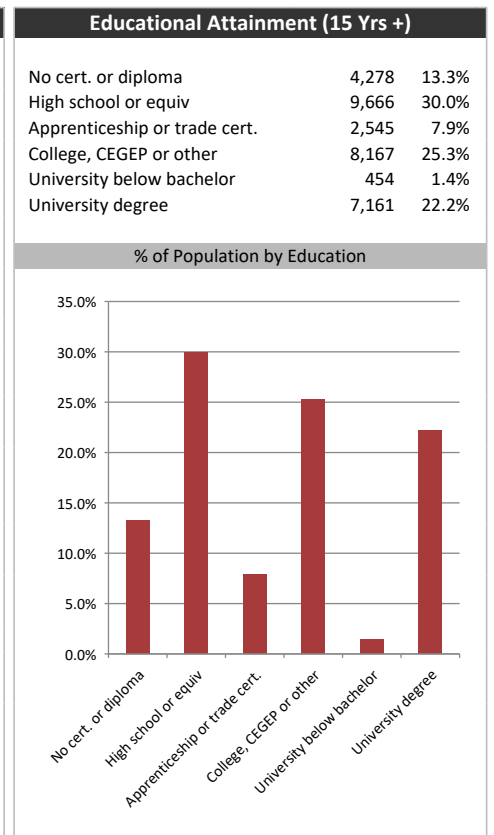
Market Information		
Average Household Spending / Yr		
Mortgage payments	\$	7,190
Cell Phone, Pager & Services	\$	1,614
Internet Access Services	\$	616
Home Renovations	\$	1,990
Retirement & pension fund payments	\$	2,479
Lotteries	\$	912
Health Insurance	\$	610
Household appliances	\$	785
Furnishings	\$	2,114
Computer hardware	\$	326
Auto/Truck Purchase	\$	8,259
Auto/Truck Rental or Lease	\$	310
Air Travel	\$	563
Age of Home Owners		
15 to 24 years	89	0.6%
25 to 34 years	1,280	8.9%
35 to 44 years	1,913	13.3%
45 to 54 years	2,411	16.8%
55 to 64 years	3,626	25.2%
65 to 74 years	2,771	19.3%
75 years or over	2,300	16.0%

Population & Household Summary	
Total Population	38,320
Population Growth 2016-2021	3.4%
Population Growth 2021-2026	3.3%
Total Households	14,391
Household Growth 2016-2021	2.9%
Household Growth 2021-2026	3.2%
% of Households with Children	44.7%
% of Households - Married w/ Kids	34.6%
% of Households - Single Parent	10.1%
% of Households by Household Size	

Household Size	%
1 person	20.0%
2 persons	37.0%
3 persons	16.0%
4 persons	17.0%
5 or more persons	9.0%



Visible Minorities & Language	
Population by Visible Minority	
Chinese	0.6%
South Asian	1.0%
Black	1.0%
Filipino	0.4%
Latin American	0.3%
Southeast Asian	0.2%
Arab	0.1%
West Asian	0.2%
Korean	0.2%
Japanese	0.2%
Visible minority, n.i.e.	0.3%
Multiple visible minorities	0.3%
Population by Mother Tongue	
Single Responses	99.3%
English	91.9%
French	1.0%
Non-Official languages	6.3%
Multiple responses	0.7%



Port Perry/Uxbridge, The Standard

Distribution Map

