

# Red Lake Northern Sun News



## Summary Report

January 10, 2018

Market Information		
Average Household Spending / Yr		
Mortgage payments	\$	5,564
Cell Phone, Pager & Services	\$	1,326
Internet Access Services	\$	554
Home Renovations	\$	2,296
Retirement & pension fund payments	\$	2,548
Lotteries	\$	1,045
Health Insurance	\$	614
Household appliances	\$	563
Furnishings	\$	1,207
Computer hardware	\$	190
Auto/Truck Purchase	\$	9,456
Auto/Truck Rental or Lease	\$	58
Air Travel	\$	541

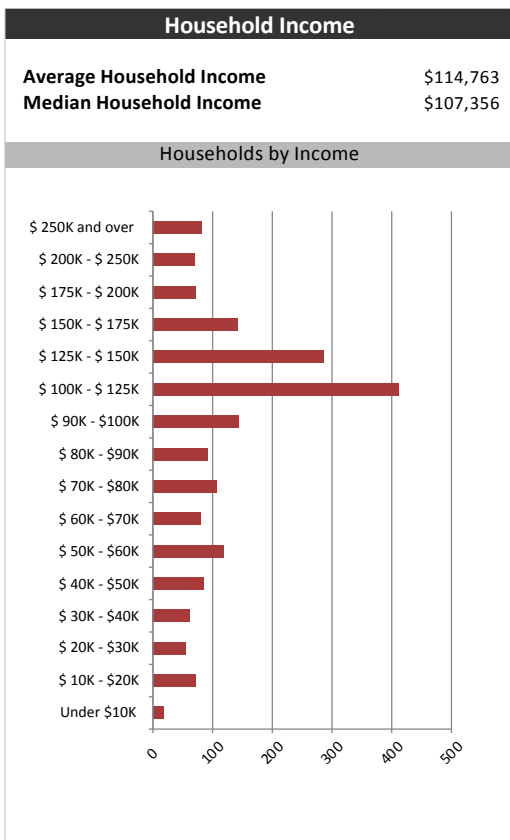
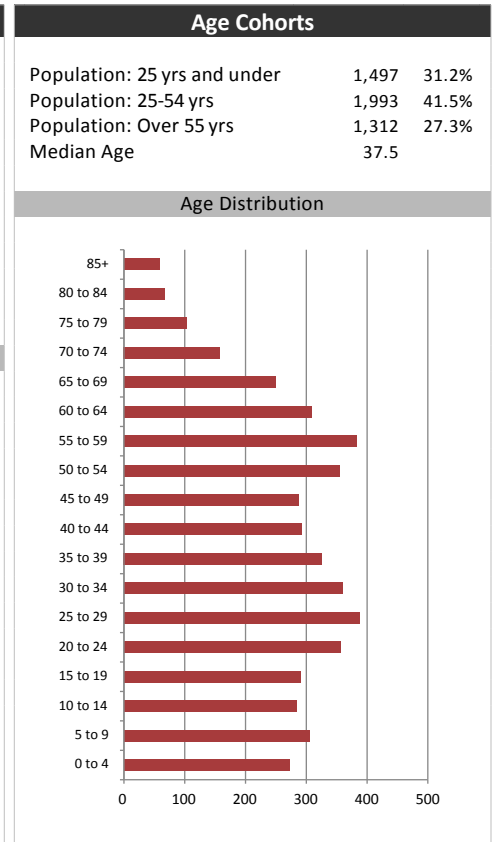
  

Age of Home Owners		
15 to 24 years	86	4.6%
25 to 34 years	400	21.5%
35 to 44 years	273	14.7%
45 to 54 years	407	21.9%
55 to 64 years	385	20.7%
65 to 74 years	199	10.7%
75 years or over	109	5.9%

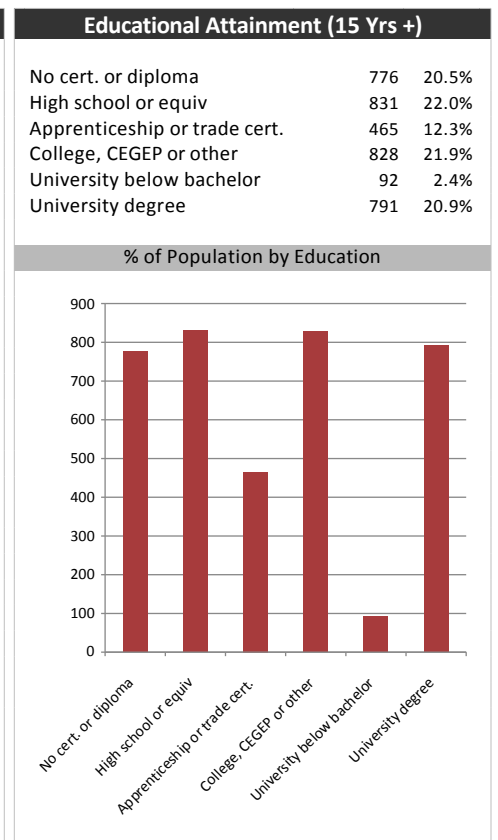
Population & Household Summary	
Total Population	4,803
Population Growth 2012-2017	3.8%
Population Growth 2017-2022	4.1%
Total Households	1,857
Household Growth 2012-2017	1.0%
Household Growth 2017-2022	3.8%
% of Households with Children	44.0%
% of Households - Married w/ Kids	34.1%
% of Households - Single Parent	9.9%

% of Households by Household Size	
1	24.0%
2	38.0%
3	16.0%
4-5	19.0%
6+	3.0%



Visible Minorities & Language	
<b>Population by Visible Minority</b>	
Chinese	0.0%
South Asian	0.0%
Black	0.1%
Filipino	1.1%
Latin American	0.3%
Southeast Asian	0.0%
Arab	0.1%
West Asian	0.0%
Korean	0.0%
Japanese	0.0%
Visible minority, n.i.e.	0.0%
Multiple visible minorities	0.0%
<b>Population by Mother Tongue</b>	
Single Responses	99.0%
English	90.2%
French	4.8%
Non-Official languages	4.0%
Multiple responses	1.0%



# Red Lake Northern Sun News



*Distribution Map*

Map

