

Scarborough Mirror



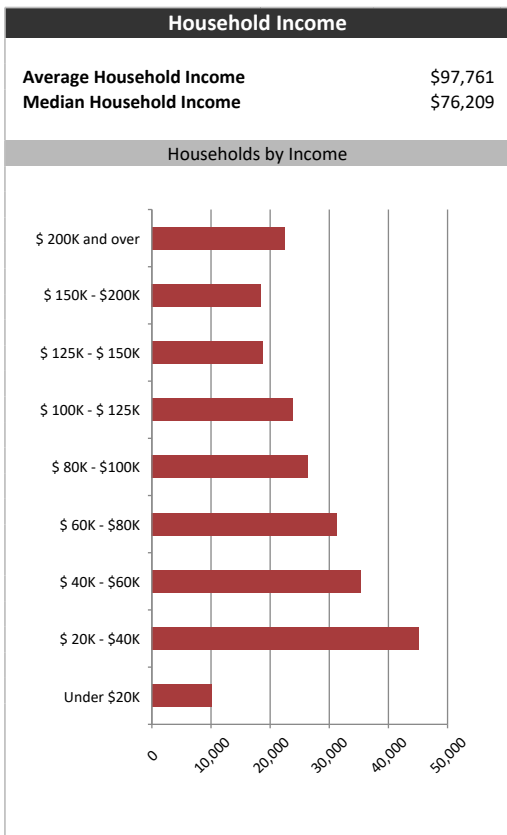
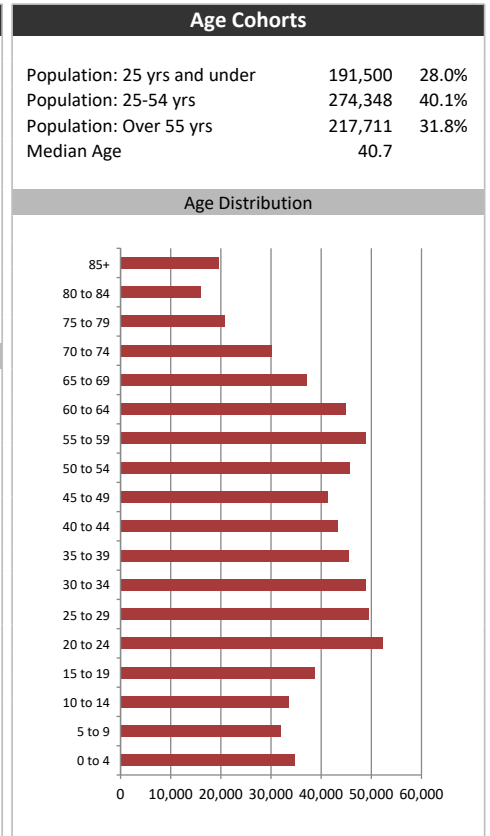
Summary Report

April 20, 2022

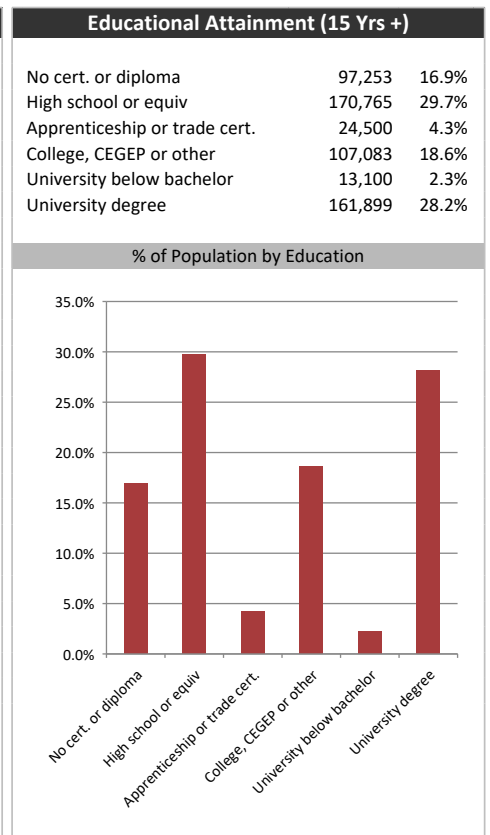
Market Information		
Average Household Spending / Yr		
Mortgage payments	\$	5,741
Cell Phone, Pager & Services	\$	1,475
Internet Access Services	\$	563
Home Renovations	\$	1,651
Retirement & pension fund payments	\$	1,440
Lotteries	\$	834
Health Insurance	\$	491
Household appliances	\$	546
Furnishings	\$	1,474
Computer hardware	\$	287
Auto/Truck Purchase	\$	4,941
Auto/Truck Rental or Lease	\$	265
Air Travel	\$	628
Age of Home Owners		
15 to 24 years	4,234	1.8%
25 to 34 years	25,200	10.9%
35 to 44 years	39,643	17.1%
45 to 54 years	46,056	19.9%
55 to 64 years	51,064	22.1%
65 to 74 years	36,219	15.6%
75 years or over	29,153	12.6%

Population & Household Summary	
Total Population	683,559
Population Growth 2016-2021	5.1%
Population Growth 2021-2026	4.2%
Total Households	231,568
Household Growth 2016-2021	4.3%
Household Growth 2021-2026	4.2%
% of Households with Children	53.6%
% of Households - Married w/ Kids	38.0%
% of Households - Single Parent	15.6%
% of Households by Household Size	

Household Size	Percentage
1 person	~21.5%
2 persons	~26.5%
3 persons	~19.0%
4 persons	~17.0%
5 or more persons	~15.0%



Visible Minorities & Language	
Population by Visible Minority	
Chinese	18.8%
South Asian	28.5%
Black	12.1%
Filipino	7.1%
Latin American	1.4%
Southeast Asian	0.8%
Arab	1.4%
West Asian	1.8%
Korean	0.4%
Japanese	0.3%
Visible minority, n.i.e.	2.5%
Multiple visible minorities	2.3%
Population by Mother Tongue	
Single Responses	95.3%
English	45.1%
French	1.0%
Non-Official languages	49.3%
Multiple responses	4.7%



Scarborough Mirror

Distribution Map

Map

