

St. Thomas/Elgin Weekly News



Summary Report

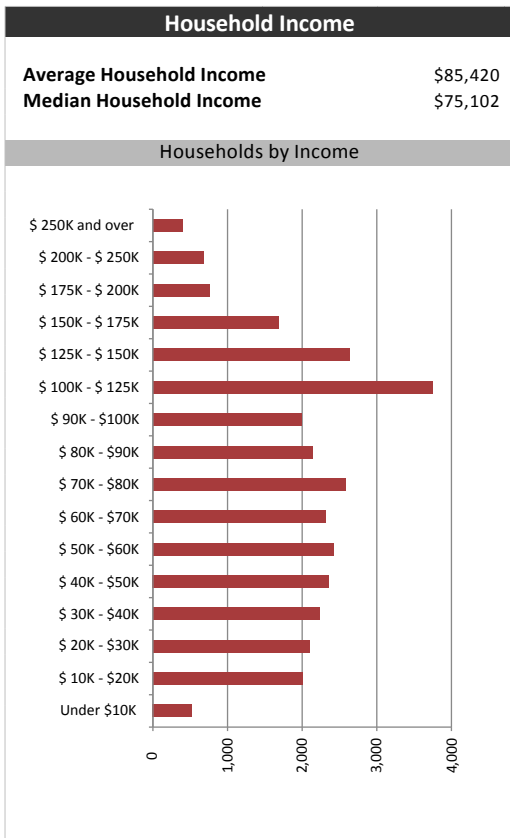
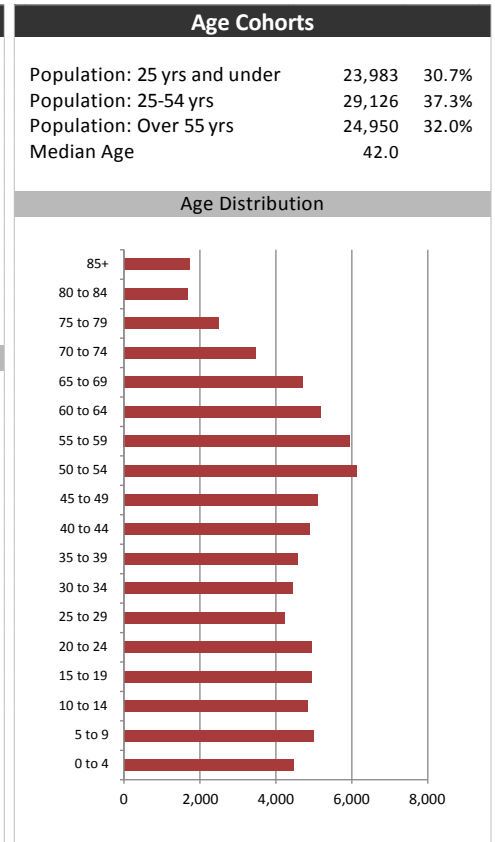
January 17, 2017

Market Information		
Average Household Spending / Yr		
Mortgage payments	\$	5,246
Cell Phone, Pager & Services	\$	947
Internet Access Services	\$	452
Home Renovations	\$	223
Retirement & pension fund payments	\$	1,450
Lotteries	\$	443
Health Insurance	\$	999
Household appliances	\$	736
Furnishings	\$	1,076
Computer hardware	\$	336
Auto/Truck Purchase	\$	5,188
Auto/Truck Rental or Lease	\$	571
Air Travel	\$	299

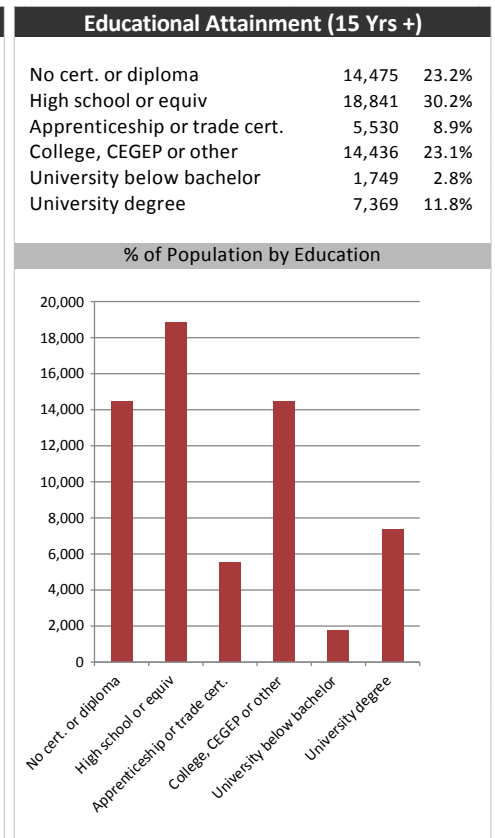
Age of Home Owners		
15 to 24 years	782	2.6%
25 to 34 years	4,123	13.6%
35 to 44 years	5,426	17.9%
45 to 54 years	5,937	19.6%
55 to 64 years	6,075	20.1%
65 to 74 years	4,755	15.7%
75 years or over	3,167	10.5%

Population & Household Summary	
Total Population	78,059
Population Growth 2011-2016	2.1%
Population Growth 2016-2021	2.5%
Total Households	30,266
Household Growth 2011-2016	2.1%
Household Growth 2016-2021	2.4%
% of Households with Children	43.2%
% of Households - Married w/ Kids	32.4%
% of Households - Single Parent	10.8%

% of Households by Household Size	
1	24.0%
2	37.0%
3	16.0%
4-5	20.0%
6+	3.0%



Visible Minorities & Language	
Population by Visible Minority	
Chinese	0.3%
South Asian	0.3%
Black	0.5%
Filipino	0.2%
Latin American	0.3%
Southeast Asian	0.6%
Arab	0.2%
West Asian	0.0%
Korean	0.1%
Japanese	0.1%
Visible minority, n.i.e.	0.0%
Multiple visible minorities	0.1%
Population by Mother Tongue	
Single Responses	99.2%
English	86.7%
French	1.1%
Non-Official languages	11.4%
Multiple responses	0.8%



St. Thomas/Elgin Weekly News



Distribution Map

Map

