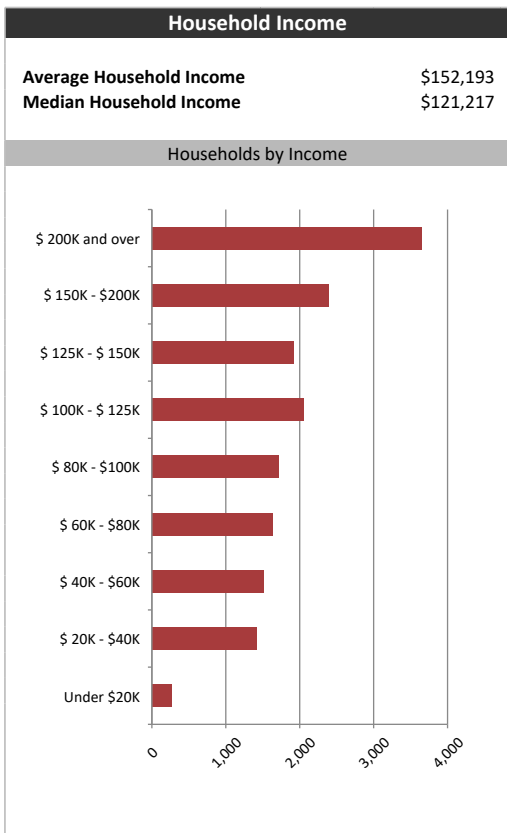
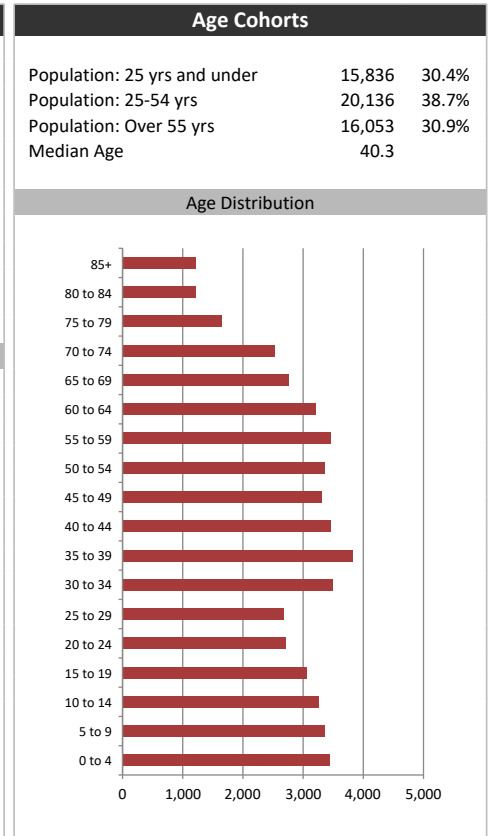


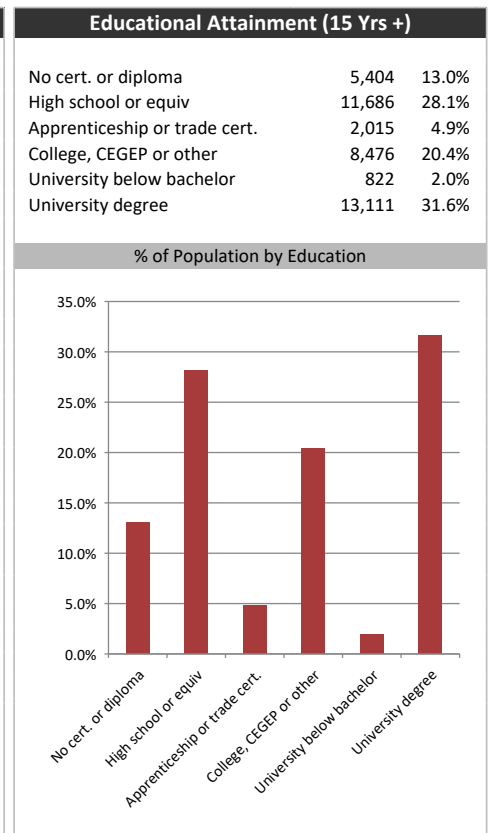
Market Information		
Average Household Spending / Yr		
Mortgage payments	\$	10,640
Cell Phone, Pager & Services	\$	1,938
Internet Access Services	\$	704
Home Renovations	\$	2,093
Retirement & pension fund payments	\$	2,392
Lotteries	\$	976
Health Insurance	\$	714
Household appliances	\$	829
Furnishings	\$	2,840
Computer hardware	\$	418
Auto/Truck Purchase	\$	9,485
Auto/Truck Rental or Lease	\$	449
Air Travel	\$	806
Age of Home Owners		
15 to 24 years	58	0.4%
25 to 34 years	1,883	11.4%
35 to 44 years	3,344	20.2%
45 to 54 years	3,357	20.3%
55 to 64 years	3,286	19.9%
65 to 74 years	2,559	15.5%
75 years or over	2,062	12.5%

Population & Household Summary	
Total Population	52,025
Population Growth 2016-2021	10.1%
Population Growth 2021-2026	7.1%
Total Households	16,549
Household Growth 2016-2021	4.6%
Household Growth 2021-2026	6.7%
% of Households with Children	53.8%
% of Households - Married w/ Kids	45.7%
% of Households - Single Parent	8.1%
% of Households by Household Size	

Household Size	Percentage
1 person	15.0%
2 persons	30.0%
3 persons	18.5%
4 persons	22.5%
5 or more persons	14.0%



Visible Minorities & Language	
Population by Visible Minority	
Chinese	14.6%
South Asian	15.2%
Black	2.7%
Filipino	2.3%
Latin American	0.9%
Southeast Asian	0.7%
Arab	1.1%
West Asian	0.9%
Korean	0.4%
Japanese	0.3%
Visible minority, n.i.e.	1.1%
Multiple visible minorities	2.1%
Population by Mother Tongue	
Single Responses	97.0%
English	63.6%
French	1.0%
Non-Official languages	32.4%
Multiple responses	3.0%



Stouffville Sun-Tribune



Distribution Map

