

Tillsonburg News



Summary Report

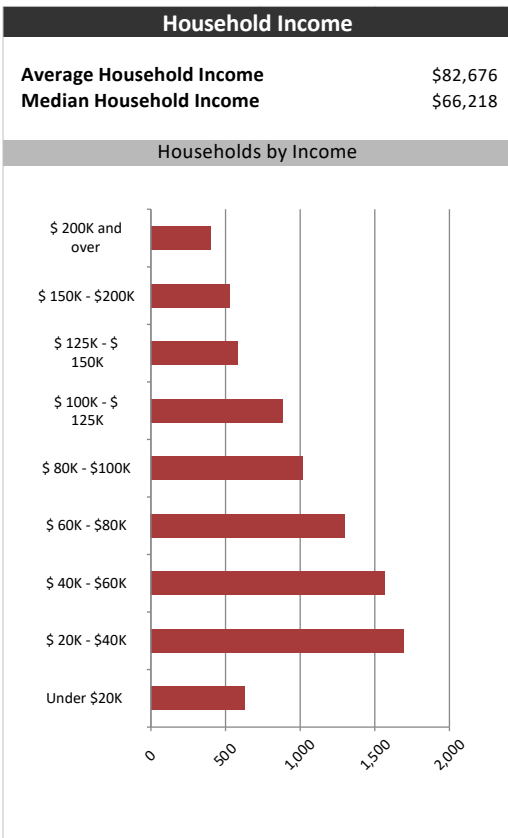
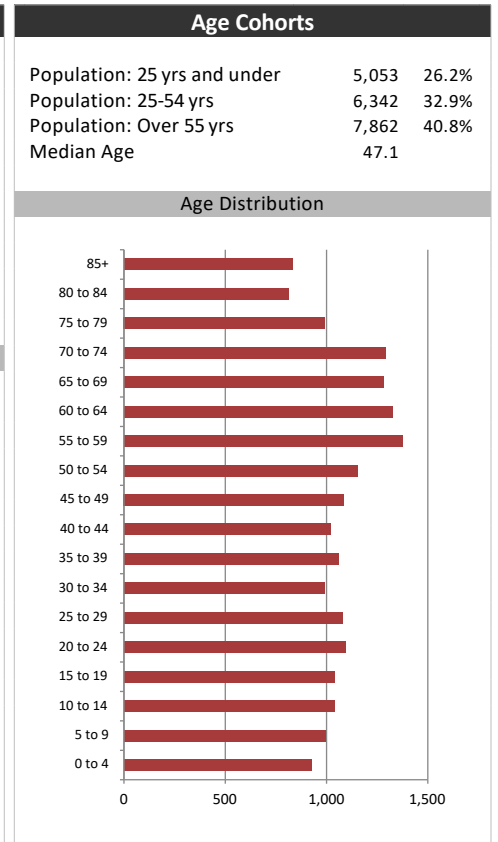
February 05, 2020

Market Information		
Average Household Spending / Yr		
Mortgage payments	\$	3,907
Cell Phone, Pager & Services	\$	970
Internet Access Services	\$	465
Home Renovations	\$	516
Retirement & pension fund payments	\$	1,036
Lotteries	\$	611
Health Insurance	\$	576
Household appliances	\$	627
Furnishings	\$	1,242
Computer hardware	\$	246
Auto/Truck Purchase	\$	6,695
Auto/Truck Rental or Lease	\$	228
Air Travel	\$	321

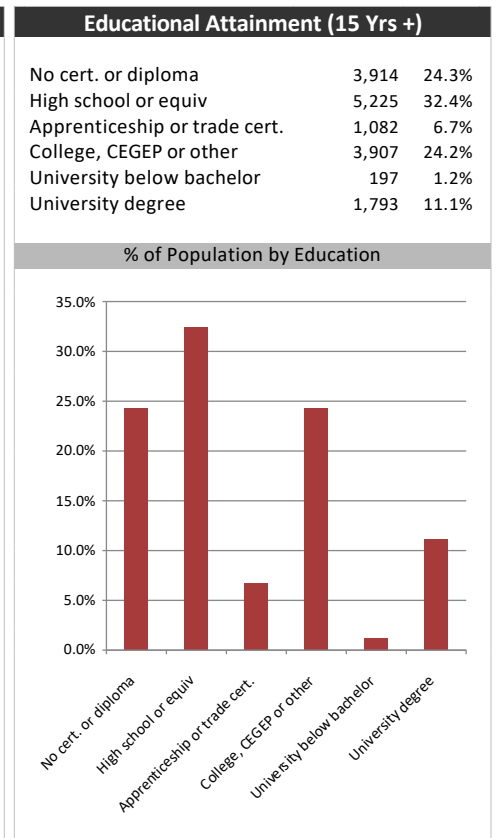
Age of Home Owners		
15 to 24 years	248	2.9%
25 to 34 years	1,036	12.2%
35 to 44 years	1,083	12.7%
45 to 54 years	1,379	16.2%
55 to 64 years	1,529	18.0%
65 to 74 years	1,590	18.7%
75 years or over	1,650	19.4%

Population & Household Summary	
Total Population	19,257
Population Growth 2014-2019	4.5%
Population Growth 2019-2024	3.0%
Total Households	8,514
Household Growth 2014-2019	6.0%
Household Growth 2019-2024	3.2%
% of Households with Children	33.5%
% of Households - Married w/ Kids	23.4%
% of Households - Single Parent	10.1%

% of Households by Household Size	
1 person	30.0%
2 persons	40.0%
3 persons	13.0%
4 persons	10.0%
5 or more persons	6.0%



Visible Minorities & Language	
Population by Visible Minority	
Chinese	0.1%
South Asian	0.4%
Black	0.8%
Filipino	0.3%
Latin American	0.1%
Southeast Asian	1.0%
Arab	0.1%
West Asian	0.0%
Korean	0.1%
Japanese	0.0%
Visible minority, n.i.e.	0.1%
Multiple visible minorities	0.1%
Population by Mother Tongue	
Single Responses	99.2%
English	86.4%
French	1.2%
Non-Official languages	11.6%
Multiple responses	0.8%



Tillsonburg News

Distribution Map

Map

