

# Toronto Bloor West-Parkdale Neighbourhood Voice



## Summary Report

February 05, 2020

Market Information		
Average Household Spending / Yr		
Mortgage payments	\$	6,193
Cell Phone, Pager & Services	\$	1,364
Internet Access Services	\$	590
Home Renovations	\$	1,796
Retirement & pension fund payments	\$	1,822
Lotteries	\$	760
Health Insurance	\$	506
Household appliances	\$	594
Furnishings	\$	2,307
Computer hardware	\$	348
Auto/Truck Purchase	\$	4,228
Auto/Truck Rental or Lease	\$	286
Air Travel	\$	1,250

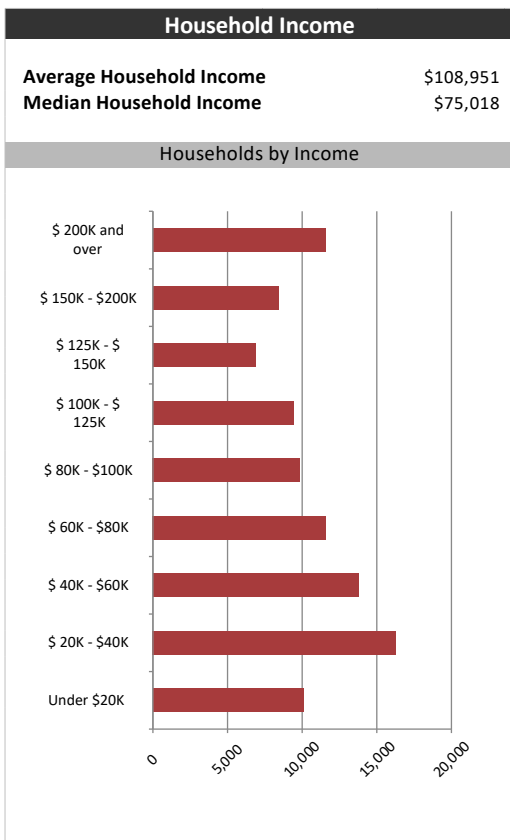
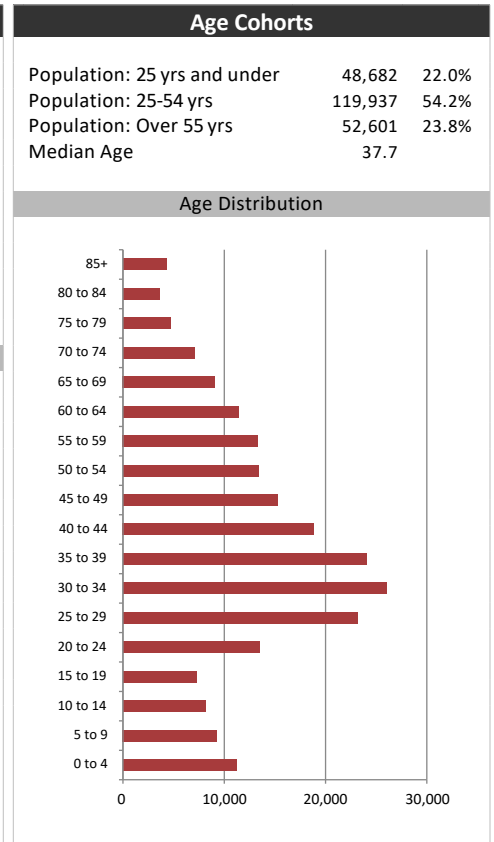
  

Age of Home Owners		
15 to 24 years	2,824	2.9%
25 to 34 years	23,686	24.4%
35 to 44 years	22,940	23.6%
45 to 54 years	16,019	16.5%
55 to 64 years	14,716	15.2%
65 to 74 years	9,568	9.9%
75 years or over	7,274	7.5%

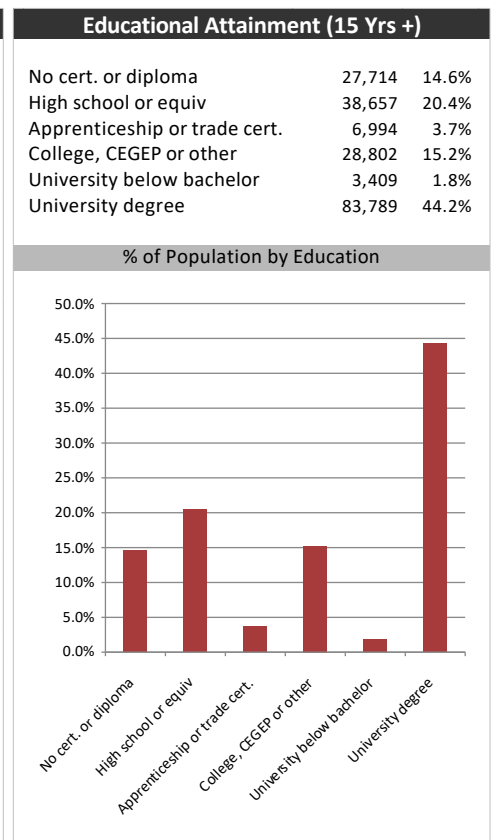
Population & Household Summary	
Total Population	221,221
Population Growth 2014-2019	5.6%
Population Growth 2019-2024	4.6%
Total Households	97,026
Household Growth 2014-2019	6.0%
Household Growth 2019-2024	4.7%
% of Households with Children	33.0%
% of Households - Married w/ Kids	22.9%
% of Households - Single Parent	10.1%

% of Households by Household Size	
1 person	35.5%
2 persons	32.0%
3 persons	14.5%
4 persons	11.5%
5 or more persons	5.5%



Visible Minorities & Language	
<b>Population by Visible Minority</b>	
Chinese	6.7%
South Asian	5.1%
Black	6.1%
Filipino	1.7%
Latin American	3.9%
Southeast Asian	1.8%
Arab	0.6%
West Asian	0.6%
Korean	1.0%
Japanese	0.6%
Visible minority, n.i.e.	1.5%
Multiple visible minorities	1.6%
<b>Population by Mother Tongue</b>	
Single Responses	97.0%
English	60.3%
French	2.0%
Non-Official languages	34.7%
Multiple responses	3.0%



# Toronto Bloor West-Parkdale Neighbourhood Voice



*Distribution Map*

Map

