

Wawa Algoma News Review



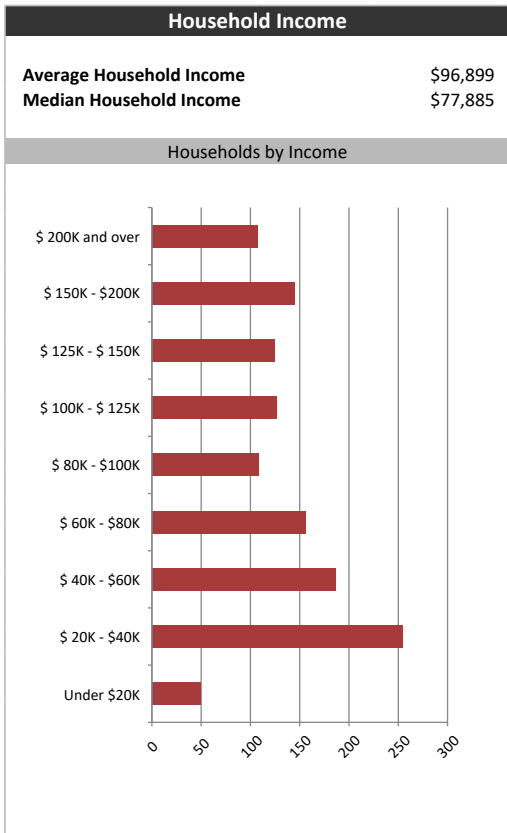
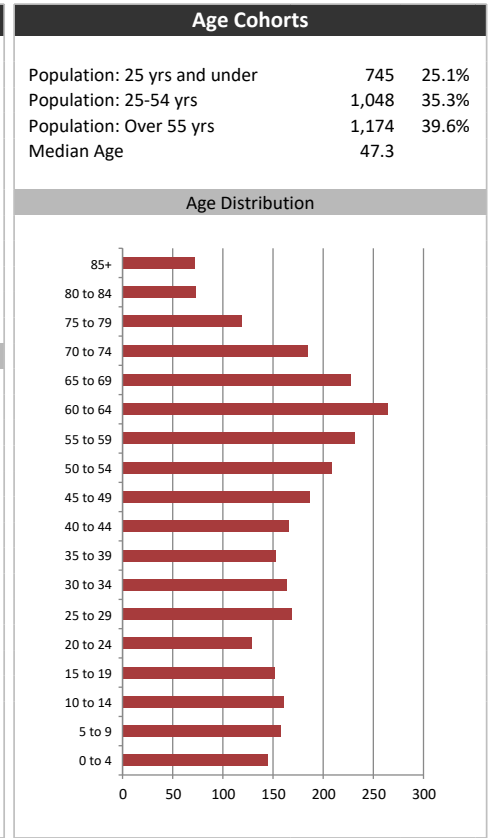
Summary Report

April 20, 2022

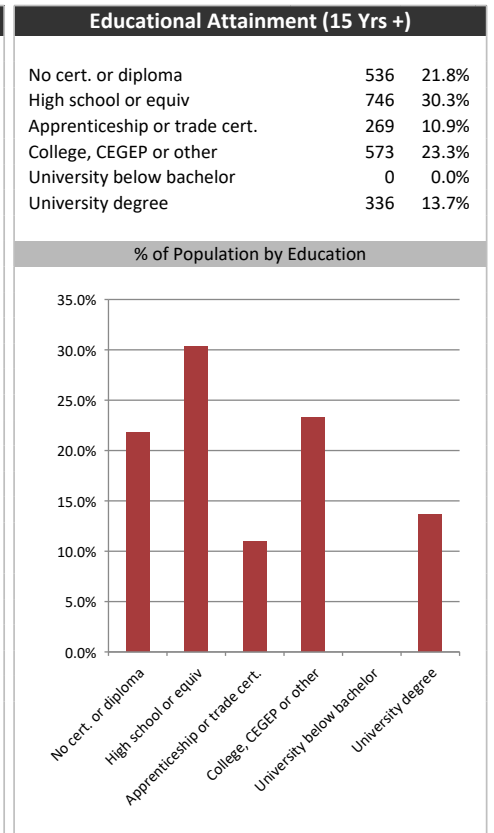
| Market Information | | |
|------------------------------------|-----|-------|
| Average Household Spending / Yr | | |
| Mortgage payments | \$ | 3,442 |
| Cell Phone, Pager & Services | \$ | 1,074 |
| Internet Access Services | \$ | 490 |
| Home Renovations | \$ | 1,084 |
| Retirement & pension fund payments | \$ | 1,997 |
| Lotteries | \$ | 1,264 |
| Health Insurance | \$ | 367 |
| Household appliances | \$ | 775 |
| Furnishings | \$ | 1,339 |
| Computer hardware | \$ | 160 |
| Auto/Truck Purchase | \$ | 6,518 |
| Auto/Truck Rental or Lease | \$ | 76 |
| Air Travel | \$ | 149 |
| Age of Home Owners | | |
| 15 to 24 years | 53 | 4.2% |
| 25 to 34 years | 172 | 13.7% |
| 35 to 44 years | 150 | 11.9% |
| 45 to 54 years | 193 | 15.4% |
| 55 to 64 years | 269 | 21.4% |
| 65 to 74 years | 267 | 21.2% |
| 75 years or over | 153 | 12.2% |

| Population & Household Summary | |
|-----------------------------------|-------|
| Total Population | 2,967 |
| Population Growth 2016-2021 | -0.5% |
| Population Growth 2021-2026 | -1.9% |
| Total Households | 1,257 |
| Household Growth 2016-2021 | -4.3% |
| Household Growth 2021-2026 | -1.7% |
| % of Households with Children | 33.7% |
| % of Households - Married w/ Kids | 24.3% |
| % of Households - Single Parent | 9.4% |
| % of Households by Household Size | |

| Household Size | % of Households |
|-------------------|-----------------|
| 1 person | 30.0% |
| 2 persons | 40.0% |
| 3 persons | 12.0% |
| 4 persons | 13.0% |
| 5 or more persons | 5.0% |



| Visible Minorities & Language | |
|--------------------------------|-------|
| Population by Visible Minority | |
| Chinese | 0.8% |
| South Asian | 0.0% |
| Black | 0.7% |
| Filipino | 0.4% |
| Latin American | 0.0% |
| Southeast Asian | 0.0% |
| Arab | 0.0% |
| West Asian | 0.0% |
| Korean | 0.0% |
| Japanese | 0.0% |
| Visible minority, n.i.e. | 0.0% |
| Multiple visible minorities | 0.0% |
| Population by Mother Tongue | |
| Single Responses | 99.0% |
| English | 73.1% |
| French | 21.7% |
| Non-Official languages | 4.2% |
| Multiple responses | 1.0% |



Wawa Algoma News Review

Map

