

Winchester Press



Summary Report

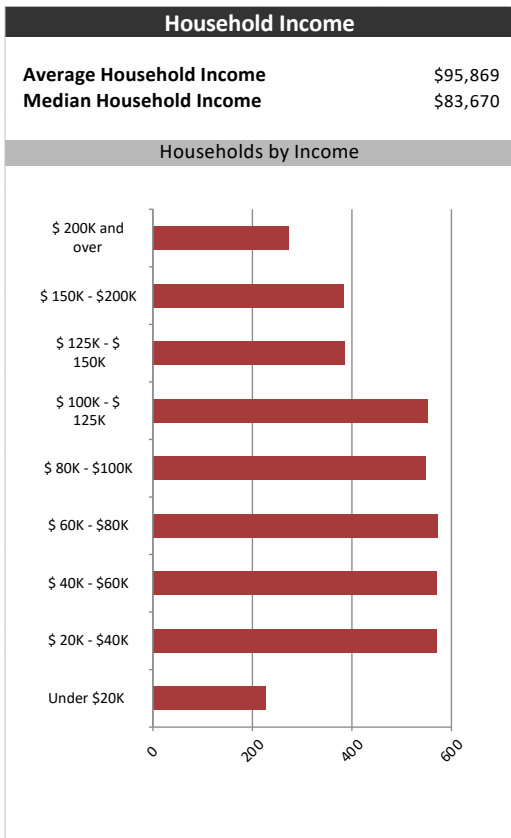
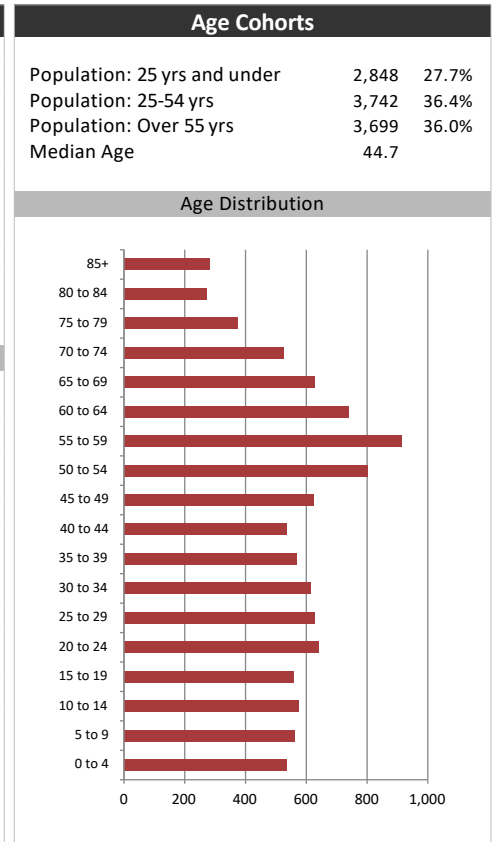
October 16, 2019

Market Information		
Average Household Spending / Yr		
Mortgage payments	\$	5,946
Cell Phone, Pager & Services	\$	1,214
Internet Access Services	\$	532
Home Renovations	\$	1,630
Retirement & pension fund payments	\$	2,056
Lotteries	\$	937
Health Insurance	\$	822
Household appliances	\$	715
Furnishings	\$	1,666
Computer hardware	\$	206
Auto/Truck Purchase	\$	9,371
Auto/Truck Rental or Lease	\$	108
Air Travel	\$	475

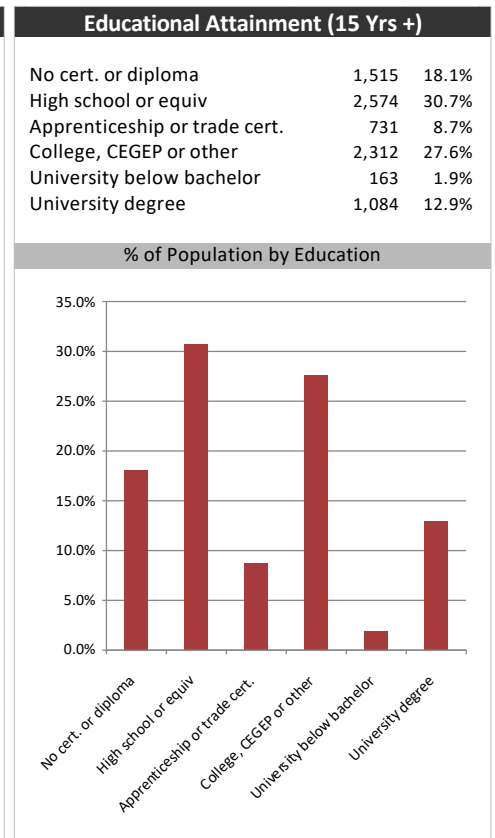
Age of Home Owners		
15 to 24 years	85	2.1%
25 to 34 years	502	12.4%
35 to 44 years	556	13.7%
45 to 54 years	757	18.7%
55 to 64 years	947	23.3%
65 to 74 years	665	16.4%
75 years or over	543	13.4%

Population & Household Summary	
Total Population	10,289
Population Growth 2014-2019	1.5%
Population Growth 2019-2024	1.4%
Total Households	4,055
Household Growth 2014-2019	2.3%
Household Growth 2019-2024	1.6%
% of Households with Children	41.1%
% of Households - Married w/ Kids	30.9%
% of Households - Single Parent	10.2%

% of Households by Household Size	
1 person	23.5%
2 persons	38.5%
3 persons	15.0%
4 persons	14.5%
5 or more persons	7.5%



Visible Minorities & Language	
Population by Visible Minority	
Chinese	0.0%
South Asian	0.3%
Black	0.9%
Filipino	0.2%
Latin American	0.2%
Southeast Asian	0.1%
Arab	0.1%
West Asian	0.0%
Korean	0.0%
Japanese	0.1%
Visible minority, n.i.e.	0.1%
Multiple visible minorities	0.1%
Population by Mother Tongue	
Single Responses	98.8%
English	87.3%
French	7.7%
Non-Official languages	3.8%
Multiple responses	1.2%



Winchester Press

Distribution Map

Map

