

Creemore Echo



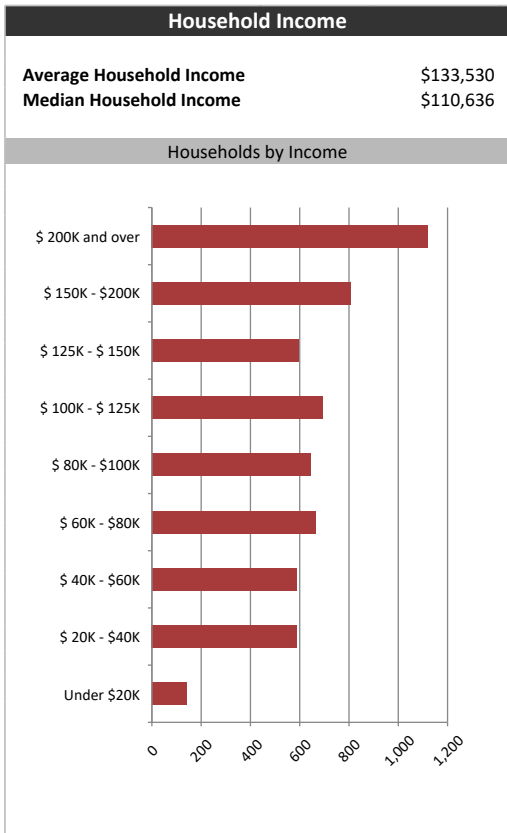
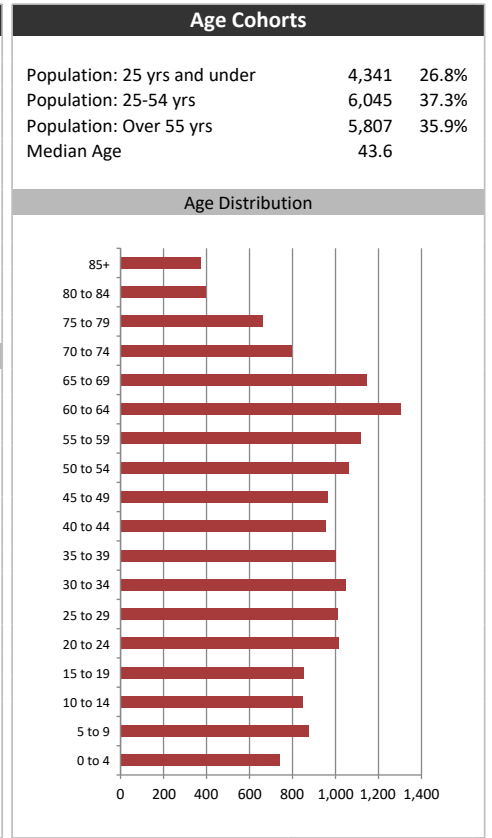
Summary Report

June 09, 2026

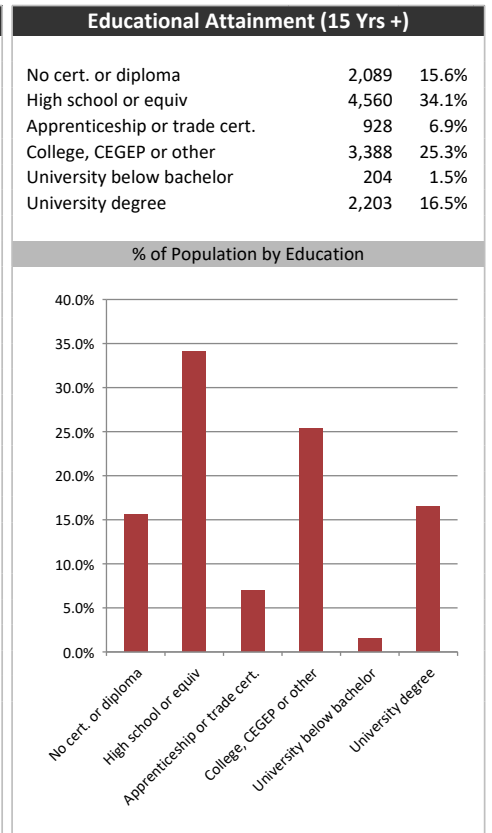
Market Information		
Average Household Spending / Yr		
Mortgage payments	\$	9,539
Cell Phone, Pager & Services	\$	1,800
Internet Access Services	\$	1,132
Home Renovations	\$	798
Retirement & pension fund payments	\$	5,910
Lotteries	\$	1,218
Household appliances	\$	1,030
Furnishings	\$	1,989
Computer hardware	\$	365
Auto/Truck Purchase	\$	5,418
Auto/Truck Rental or Lease	\$	251
Air Travel	\$	753
Age of Home Owners		
15 to 24 years	79	1.4%
25 to 34 years	730	12.5%
35 to 44 years	941	16.1%
45 to 54 years	957	16.4%
55 to 64 years	1,312	22.5%
65 to 74 years	1,099	18.8%
75 years or over	1,437	8.9%

Population & Household Summary	
Total Population	16,193
Population Growth 2020-2025	8.2%
Population Growth 2025-2030	8.5%
Total Households	5,844
Household Growth 2020-2025	5.6%
Household Growth 2025-2030	8.3%
% of Households with Children	43.3%
% of Households - Married w/ Kids	33.6%
% of Households - Single Parent	9.7%
% of Households by Household Size	

Household Size	% of Households
1 person	20.0%
2 persons	38.0%
3 persons	15.0%
4 persons	17.0%
5 or more persons	10.0%



Visible Minorities & Language	
Population by Visible Minority	
Chinese	0.3%
South Asian	0.9%
Black	1.1%
Filipino	0.2%
Latin American	0.0%
Southeast Asian	0.0%
Arab	0.1%
West Asian	0.0%
Korean	0.0%
Japanese	0.0%
Visible minority, n.i.e.	0.1%
Multiple visible minorities	0.1%
Population by Mother Tongue	
Single Responses	98.7%
English	91.4%
French	1.0%
Non-Official languages	6.3%
Multiple responses	1.3%



Creemore Echo

Distribution Map

Map

