

Ajax/Pickering News Advertiser



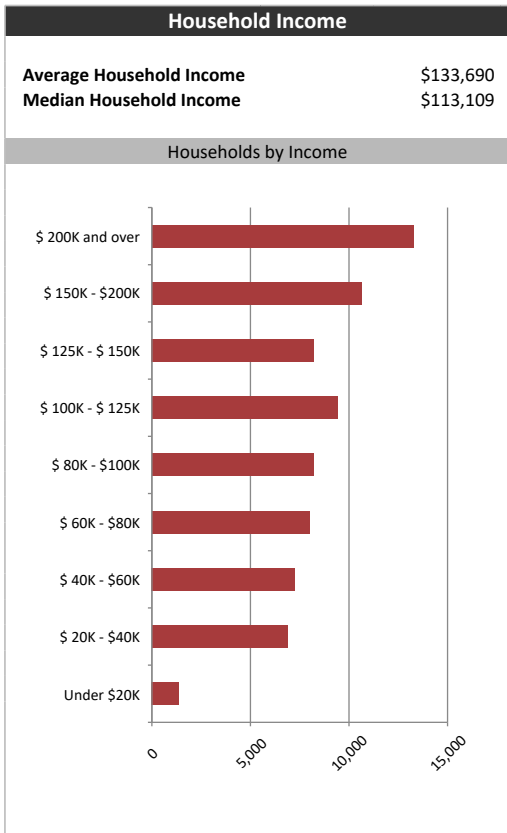
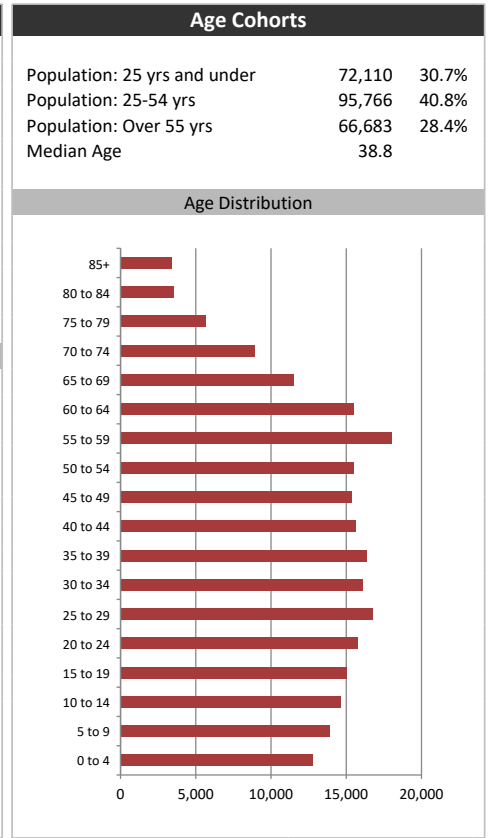
Summary Report

April 12, 2022

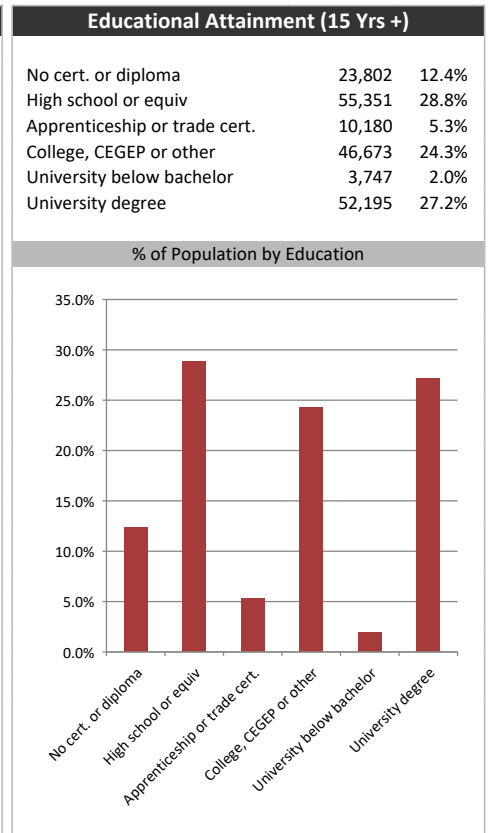
Market Information		
Average Household Spending / Yr		
Mortgage payments	\$	9,492
Cell Phone, Pager & Services	\$	1,843
Internet Access Services	\$	653
Home Renovations	\$	1,621
Retirement & pension fund payments	\$	2,689
Lotteries	\$	931
Health Insurance	\$	594
Household appliances	\$	754
Furnishings	\$	2,269
Computer hardware	\$	367
Auto/Truck Purchase	\$	7,553
Auto/Truck Rental or Lease	\$	423
Air Travel	\$	691
Age of Home Owners		
15 to 24 years	401	0.5%
25 to 34 years	7,873	10.7%
35 to 44 years	14,634	20.0%
45 to 54 years	16,105	22.0%
55 to 64 years	17,641	24.1%
65 to 74 years	10,556	14.4%
75 years or over	6,066	8.3%

Population & Household Summary	
Total Population	234,559
Population Growth 2016-2021	7.5%
Population Growth 2021-2026	7.0%
Total Households	73,277
Household Growth 2016-2021	3.7%
Household Growth 2021-2026	6.6%
% of Households with Children	60.8%
% of Households - Married w/ Kids	46.5%
% of Households - Single Parent	14.4%
% of Households by Household Size	

Household Size	Percentage
1 person	15.0%
2 persons	26.5%
3 persons	20.0%
4 persons	22.5%
5 or more persons	16.0%



Visible Minorities & Language	
Population by Visible Minority	
Chinese	2.8%
South Asian	21.2%
Black	16.2%
Filipino	3.8%
Latin American	1.4%
Southeast Asian	0.5%
Arab	1.8%
West Asian	2.5%
Korean	0.2%
Japanese	0.2%
Visible minority, n.i.e.	3.4%
Multiple visible minorities	2.6%
Population by Mother Tongue	
Single Responses	96.2%
English	68.3%
French	1.3%
Non-Official languages	26.6%
Multiple responses	3.8%



Ajax/Pickering News Advertiser



Distribution Map

Map

