

Market Information		
Average Household Spending / Yr		
Mortgage payments	\$	3,698
Cell Phone, Pager & Services	\$	1,126
Internet Access Services	\$	477
Home Renovations	\$	601
Retirement & pension fund payments	\$	1,104
Lotteries	\$	1,011
Health Insurance	\$	318
Household appliances	\$	643
Furnishings	\$	958
Computer hardware	\$	248
Auto/Truck Purchase	\$	6,325
Auto/Truck Rental or Lease	\$	107
Air Travel	\$	382

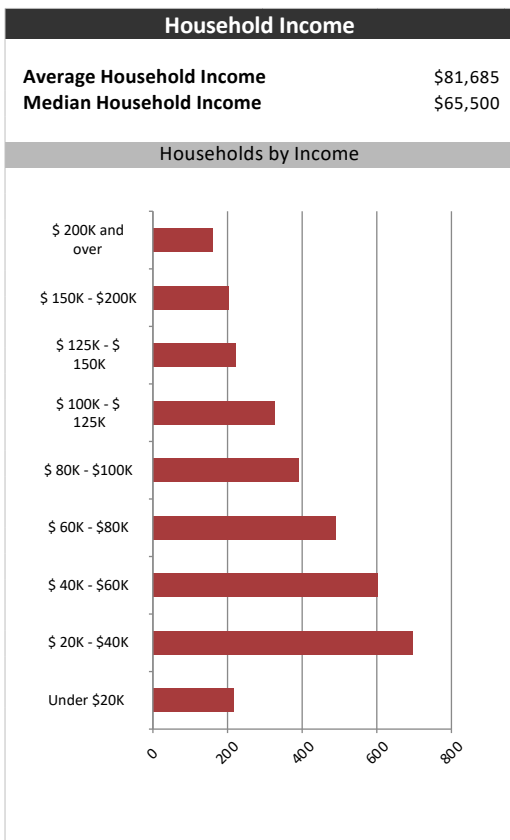
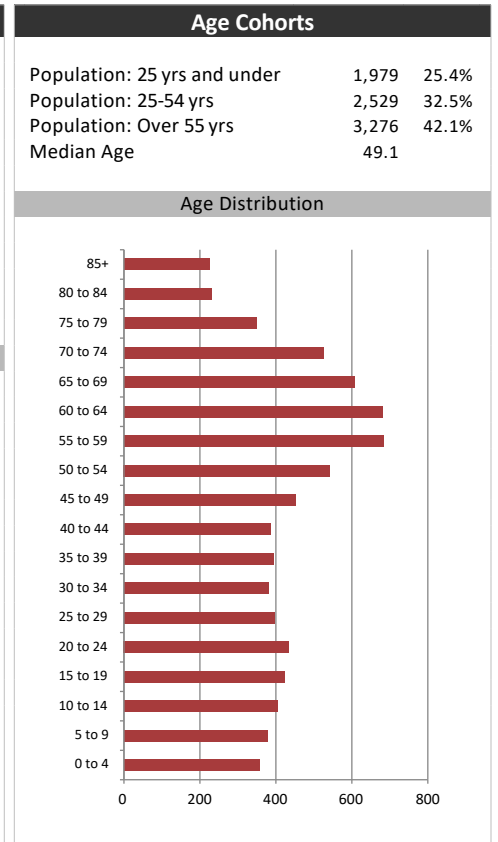
  

Age of Home Owners		
15 to 24 years	63	1.9%
25 to 34 years	365	11.2%
35 to 44 years	421	12.9%
45 to 54 years	502	15.3%
55 to 64 years	784	24.0%
65 to 74 years	696	21.3%
75 years or over	441	13.5%

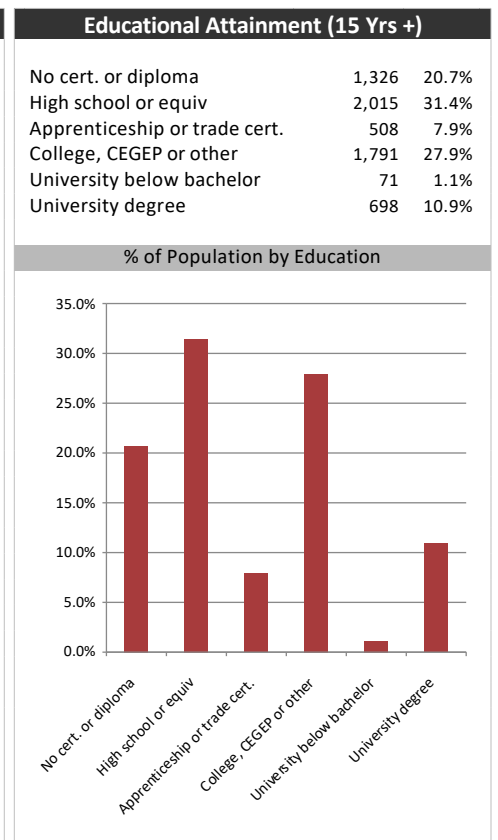
Population & Household Summary	
Total Population	7,785
Population Growth 2014-2019	-2.4%
Population Growth 2019-2024	-0.8%
Total Households	3,272
Household Growth 2014-2019	-2.7%
Household Growth 2019-2024	-0.5%
% of Households with Children	35.0%
% of Households - Married w/ Kids	25.2%
% of Households - Single Parent	9.8%

% of Households by Household Size	
1 person	28.0%
2 persons	41.0%
3 persons	13.0%
4 persons	11.0%
5 or more persons	6.0%



Visible Minorities & Language	
<b>Population by Visible Minority</b>	
Chinese	0.7%
South Asian	0.1%
Black	1.2%
Filipino	0.0%
Latin American	0.1%
Southeast Asian	0.0%
Arab	0.0%
West Asian	0.0%
Korean	0.0%
Japanese	0.1%
Visible minority, n.i.e.	0.0%
Multiple visible minorities	0.2%
<b>Population by Mother Tongue</b>	
Single Responses	99.5%
English	92.7%
French	1.4%
Non-Official languages	5.4%
Multiple responses	0.5%



# Blenheim News-Tribune



## Distribution Map

Map

