

# Blyth/Brussels Citizen



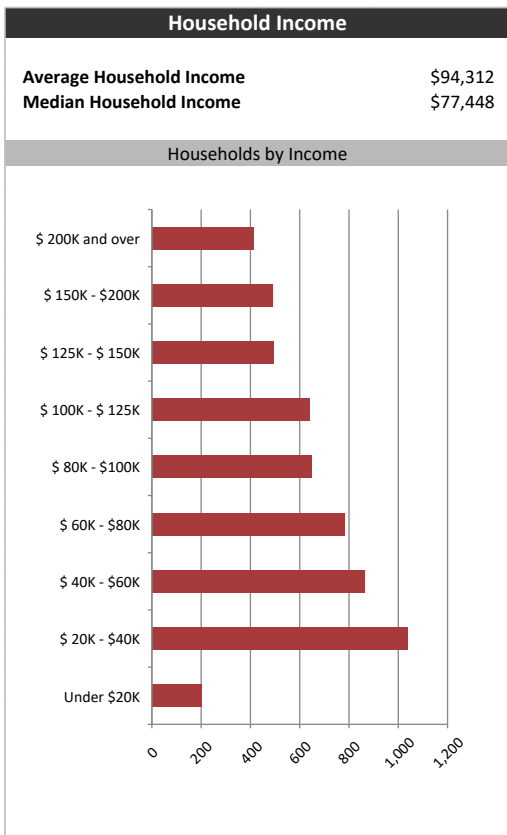
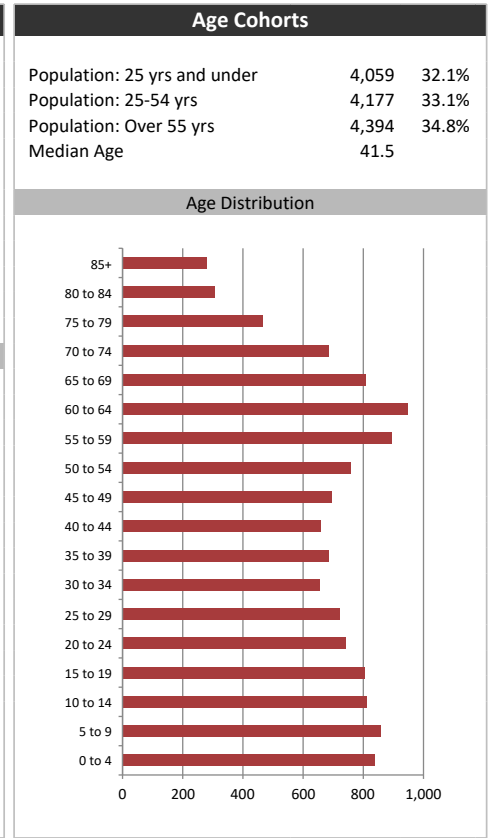
## Summary Report

April 12, 2022

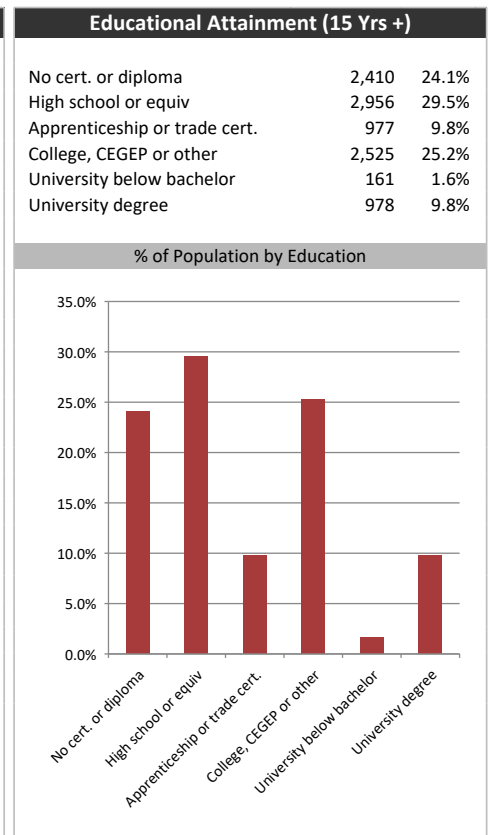
| Market Information                 |       |       |
|------------------------------------|-------|-------|
| Average Household Spending / Yr    |       |       |
| Mortgage payments                  | \$    | 4,386 |
| Cell Phone, Pager & Services       | \$    | 1,091 |
| Internet Access Services           | \$    | 457   |
| Home Renovations                   | \$    | 954   |
| Retirement & pension fund payments | \$    | 1,329 |
| Lotteries                          | \$    | 498   |
| Health Insurance                   | \$    | 607   |
| Household appliances               | \$    | 569   |
| Furnishings                        | \$    | 1,518 |
| Computer hardware                  | \$    | 152   |
| Auto/Truck Purchase                | \$    | 7,865 |
| Auto/Truck Rental or Lease         | \$    | 102   |
| Air Travel                         | \$    | 125   |
| Age of Home Owners                 |       |       |
| 15 to 24 years                     | 142   | 2.6%  |
| 25 to 34 years                     | 732   | 13.2% |
| 35 to 44 years                     | 725   | 13.0% |
| 45 to 54 years                     | 917   | 16.5% |
| 55 to 64 years                     | 1,151 | 20.7% |
| 65 to 74 years                     | 1,116 | 20.1% |
| 75 years or over                   | 781   | 14.0% |

| Population & Household Summary    |        |
|-----------------------------------|--------|
| Total Population                  | 12,629 |
| Population Growth 2016-2021       | 1.2%   |
| Population Growth 2021-2026       | -0.7%  |
| Total Households                  | 5,563  |
| Household Growth 2016-2021        | 15.0%  |
| Household Growth 2021-2026        | -0.5%  |
| % of Households with Children     | 33.1%  |
| % of Households - Married w/ Kids | 25.6%  |
| % of Households - Single Parent   | 7.5%   |
| % of Households by Household Size |        |

| Household Size    | % of Households |
|-------------------|-----------------|
| 1 person          | 32.5%           |
| 2 persons         | 39.5%           |
| 3 persons         | 11.5%           |
| 4 persons         | 10.5%           |
| 5 or more persons | 5.5%            |



| Visible Minorities & Language  |       |
|--------------------------------|-------|
| Population by Visible Minority |       |
| Chinese                        | 0.0%  |
| South Asian                    | 0.5%  |
| Black                          | 0.3%  |
| Filipino                       | 0.0%  |
| Latin American                 | 0.2%  |
| Southeast Asian                | 0.0%  |
| Arab                           | 0.0%  |
| West Asian                     | 0.0%  |
| Korean                         | 0.0%  |
| Japanese                       | 0.0%  |
| Visible minority, n.i.e.       | 0.0%  |
| Multiple visible minorities    | 0.3%  |
| Population by Mother Tongue    |       |
| Single Responses               | 99.6% |
| English                        | 91.8% |
| French                         | 0.4%  |
| Non-Official languages         | 7.5%  |
| Multiple responses             | 0.4%  |



# Blyth/Brussels Citizen

## Distribution Map

Map

