

Brampton Guardian



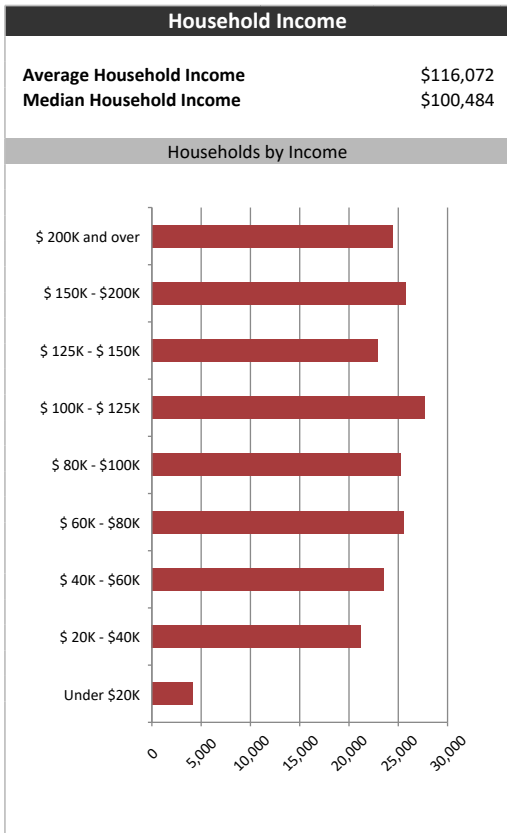
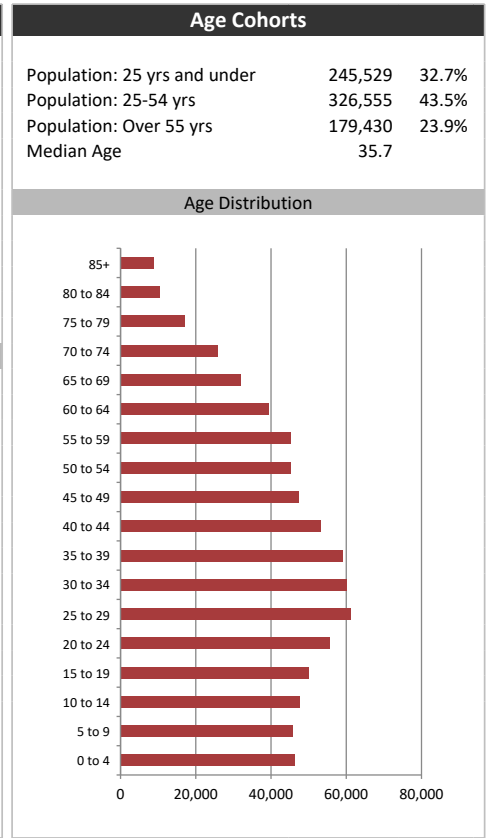
Summary Report

April 12, 2022

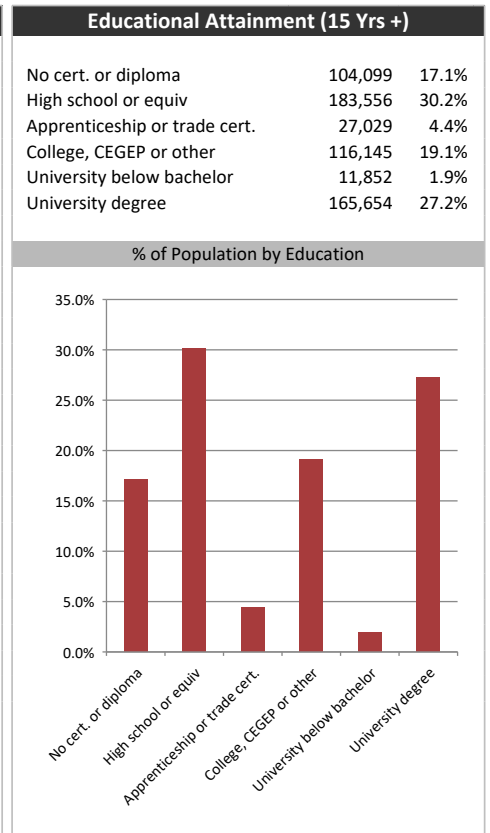
Market Information		
Average Household Spending / Yr		
Mortgage payments	\$	10,503
Cell Phone, Pager & Services	\$	1,636
Internet Access Services	\$	563
Home Renovations	\$	1,632
Retirement & pension fund payments	\$	1,540
Lotteries	\$	891
Health Insurance	\$	506
Household appliances	\$	774
Furnishings	\$	2,565
Computer hardware	\$	422
Auto/Truck Purchase	\$	6,193
Auto/Truck Rental or Lease	\$	277
Air Travel	\$	964
Age of Home Owners		
15 to 24 years	2,024	1.0%
25 to 34 years	27,789	13.9%
35 to 44 years	47,788	23.9%
45 to 54 years	46,640	23.3%
55 to 64 years	39,819	19.9%
65 to 74 years	22,886	11.4%
75 years or over	13,324	6.7%

Population & Household Summary	
Total Population	751,514
Population Growth 2016-2021	19.8%
Population Growth 2021-2026	14.2%
Total Households	200,269
Household Growth 2016-2021	12.8%
Household Growth 2021-2026	13.8%
% of Households with Children	65.0%
% of Households - Married w/ Kids	54.9%
% of Households - Single Parent	10.1%
% of Households by Household Size	

Household Size	Percentage
1 person	~12.5%
2 persons	~20.5%
3 persons	~18.5%
4 persons	~24.0%
5 or more persons	~25.5%



Visible Minorities & Language	
Population by Visible Minority	
Chinese	1.5%
South Asian	47.3%
Black	15.1%
Filipino	2.8%
Latin American	2.4%
Southeast Asian	1.3%
Arab	1.0%
West Asian	0.9%
Korean	0.1%
Japanese	0.1%
Visible minority, n.i.e.	3.3%
Multiple visible minorities	1.7%
Population by Mother Tongue	
Single Responses	94.7%
English	46.9%
French	0.8%
Non-Official languages	47.0%
Multiple responses	5.3%



Brampton Guardian

Distribution Map

