

Brock Citizen



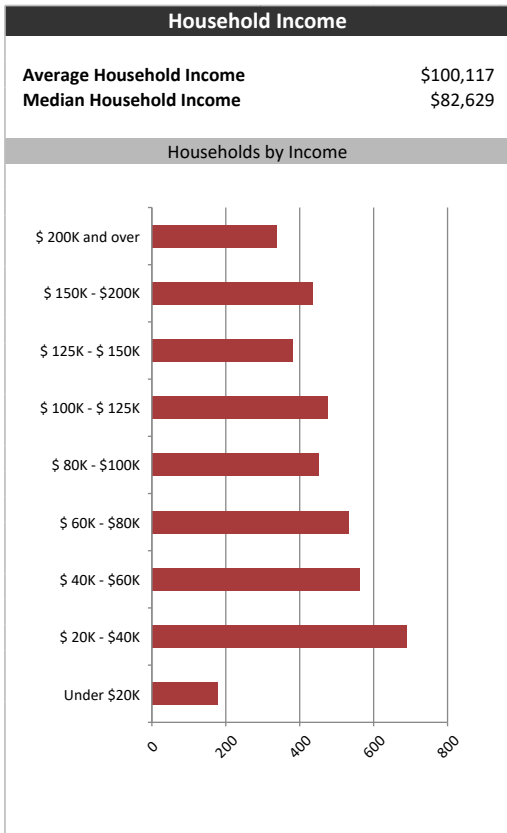
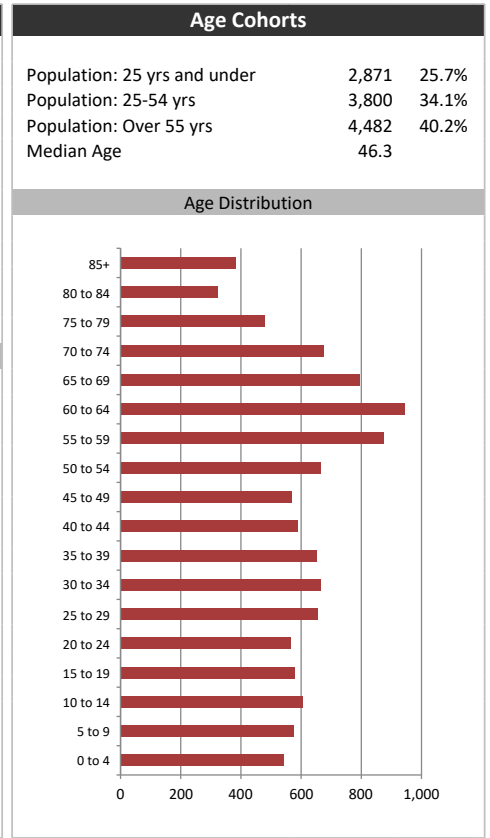
Summary Report

April 12, 2022

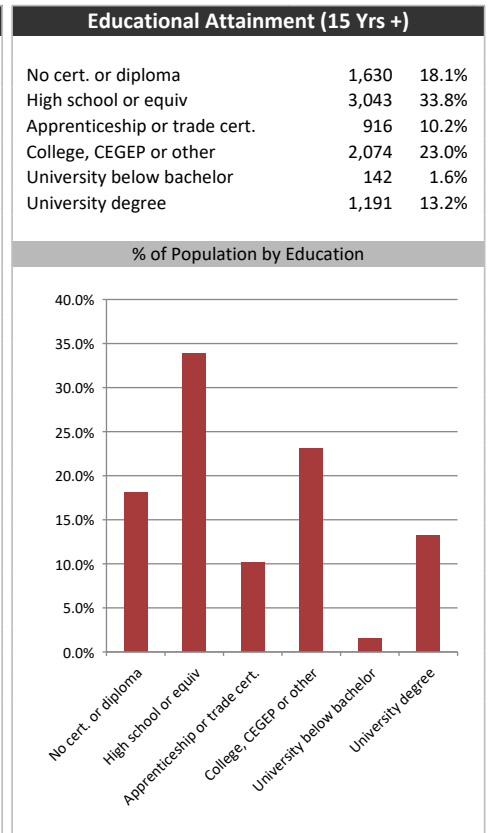
Market Information		
Average Household Spending / Yr		
Mortgage payments	\$	5,657
Cell Phone, Pager & Services	\$	1,531
Internet Access Services	\$	568
Home Renovations	\$	1,359
Retirement & pension fund payments	\$	1,881
Lotteries	\$	818
Health Insurance	\$	504
Household appliances	\$	653
Furnishings	\$	1,438
Computer hardware	\$	248
Auto/Truck Purchase	\$	7,003
Auto/Truck Rental or Lease	\$	172
Air Travel	\$	338
Age of Home Owners		
15 to 24 years	64	1.6%
25 to 34 years	479	11.8%
35 to 44 years	482	11.9%
45 to 54 years	625	15.5%
55 to 64 years	978	24.2%
65 to 74 years	787	19.5%
75 years or over	626	15.5%

Population & Household Summary	
Total Population	11,153
Population Growth 2016-2021	3.6%
Population Growth 2021-2026	4.5%
Total Households	4,041
Household Growth 2016-2021	-2.1%
Household Growth 2021-2026	3.6%
% of Households with Children	40.9%
% of Households - Married w/ Kids	29.5%
% of Households - Single Parent	11.4%
% of Households by Household Size	

Household Size	% of Households
1 person	25.0%
2 persons	36.0%
3 persons	14.0%
4 persons	14.0%
5 or more persons	9.0%



Visible Minorities & Language	
Population by Visible Minority	
Chinese	0.5%
South Asian	1.0%
Black	0.5%
Filipino	0.3%
Latin American	0.2%
Southeast Asian	0.1%
Arab	0.0%
West Asian	0.0%
Korean	0.2%
Japanese	0.1%
Visible minority, n.i.e.	0.2%
Multiple visible minorities	0.2%
Population by Mother Tongue	
Single Responses	99.4%
English	93.7%
French	0.8%
Non-Official languages	4.9%
Multiple responses	0.6%



Brock Citizen



Distribution Map

Map

