

Caledon Enterprise



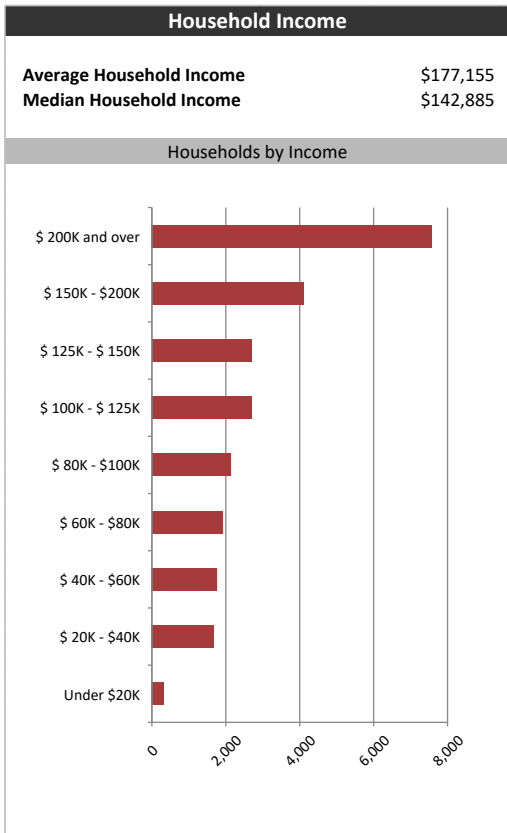
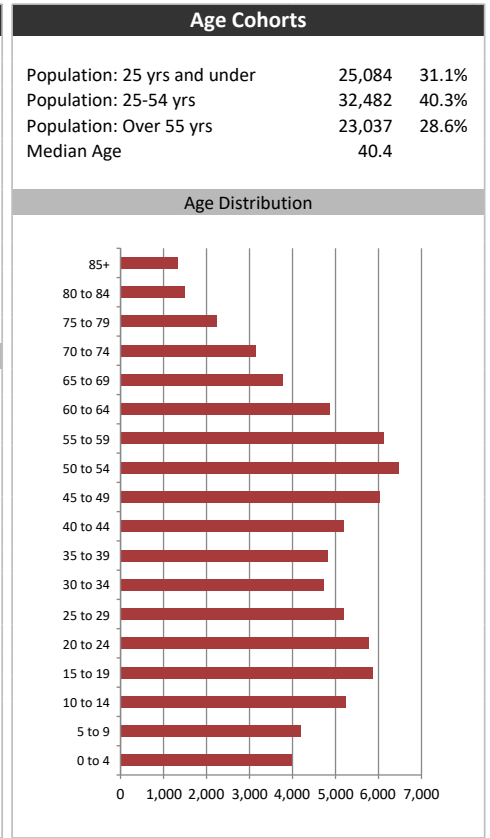
Summary Report

April 12, 2022

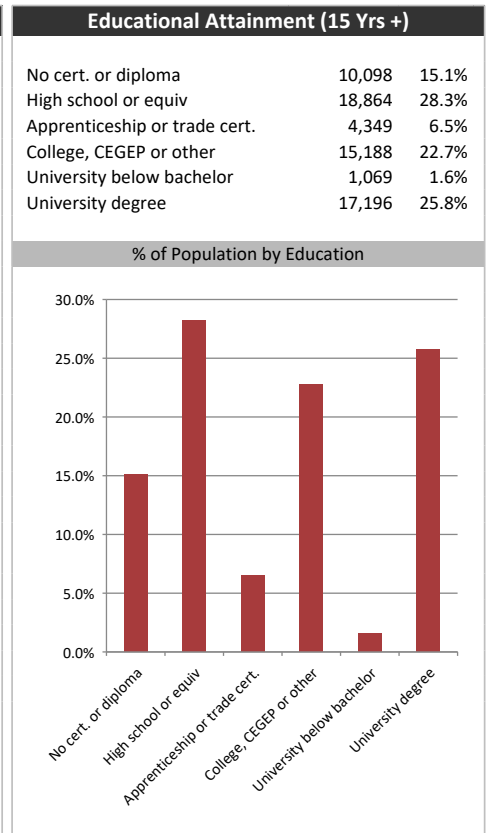
Market Information		
Average Household Spending / Yr		
Mortgage payments	\$	10,853
Cell Phone, Pager & Services	\$	2,097
Internet Access Services	\$	726
Home Renovations	\$	3,106
Retirement & pension fund payments	\$	2,501
Lotteries	\$	1,003
Health Insurance	\$	745
Household appliances	\$	1,019
Furnishings	\$	3,179
Computer hardware	\$	467
Auto/Truck Purchase	\$	10,874
Auto/Truck Rental or Lease	\$	506
Air Travel	\$	895
Age of Home Owners		
15 to 24 years	92	0.4%
25 to 34 years	2,591	10.4%
35 to 44 years	4,267	17.1%
45 to 54 years	6,085	24.4%
55 to 64 years	5,729	23.0%
65 to 74 years	3,492	14.0%
75 years or over	2,631	10.6%

Population & Household Summary	
Total Population	80,603
Population Growth 2016-2021	16.2%
Population Growth 2021-2026	12.2%
Total Households	24,888
Household Growth 2016-2021	12.7%
Household Growth 2021-2026	15.0%
% of Households with Children	60.3%
% of Households - Married w/ Kids	51.3%
% of Households - Single Parent	9.0%
% of Households by Household Size	

Household Size	Percentage
1 person	~12.0%
2 persons	~28.0%
3 persons	~18.0%
4 persons	~25.0%
5 or more persons	~17.0%



Visible Minorities & Language	
Population by Visible Minority	
Chinese	1.0%
South Asian	8.6%
Black	2.2%
Filipino	0.7%
Latin American	1.9%
Southeast Asian	0.4%
Arab	0.7%
West Asian	0.7%
Korean	0.3%
Japanese	0.2%
Visible minority, n.i.e.	0.9%
Multiple visible minorities	0.4%
Population by Mother Tongue	
Single Responses	97.3%
English	70.3%
French	0.9%
Non-Official languages	26.0%
Multiple responses	2.7%



Caledon Enterprise

Distribution Map

