

Cambridge Times



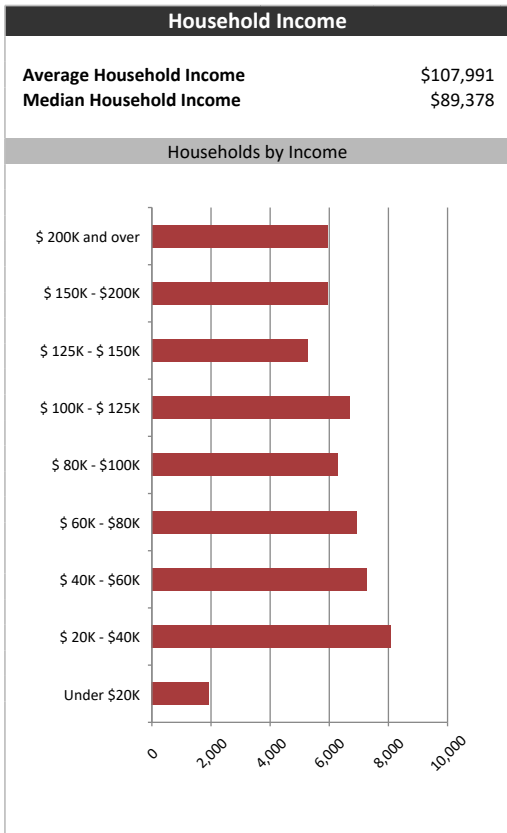
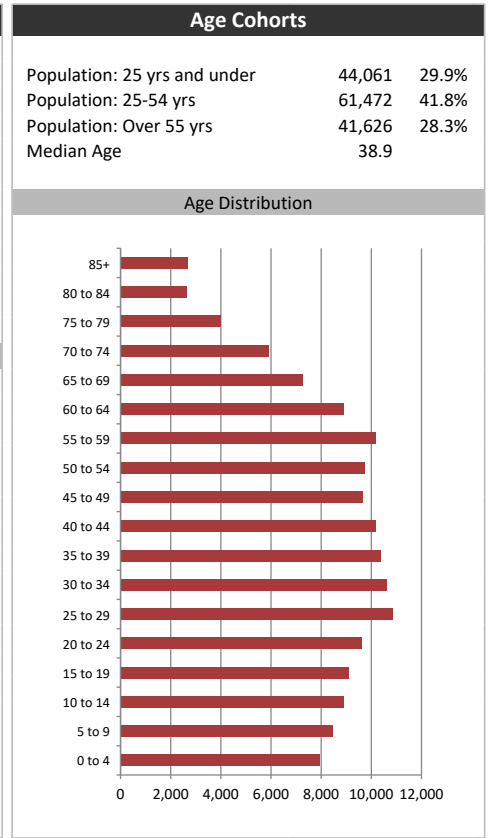
Summary Report

April 12, 2022

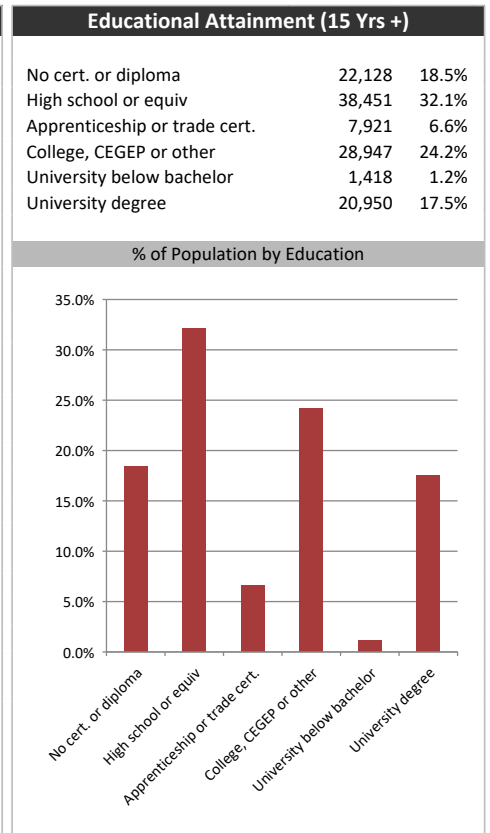
Market Information		
Average Household Spending / Yr		
Mortgage payments	\$	7,030
Cell Phone, Pager & Services	\$	1,425
Internet Access Services	\$	577
Home Renovations	\$	845
Retirement & pension fund payments	\$	1,589
Lotteries	\$	664
Health Insurance	\$	444
Household appliances	\$	710
Furnishings	\$	1,859
Computer hardware	\$	280
Auto/Truck Purchase	\$	7,122
Auto/Truck Rental or Lease	\$	231
Air Travel	\$	336
Age of Home Owners		
15 to 24 years	1,032	1.9%
25 to 34 years	8,464	15.6%
35 to 44 years	10,527	19.4%
45 to 54 years	10,846	20.0%
55 to 64 years	10,827	19.9%
65 to 74 years	7,470	13.8%
75 years or over	5,142	9.5%

Population & Household Summary	
Total Population	147,159
Population Growth 2016-2021	4.8%
Population Growth 2021-2026	4.3%
Total Households	54,309
Household Growth 2016-2021	4.4%
Household Growth 2021-2026	4.4%
% of Households with Children	48.7%
% of Households - Married w/ Kids	35.6%
% of Households - Single Parent	13.1%
% of Households by Household Size	

Household Size	Percentage
1 person	~23%
2 persons	~32%
3 persons	~18%
4 persons	~17%
5 or more persons	~10%



Visible Minorities & Language	
Population by Visible Minority	
Chinese	1.1%
South Asian	7.2%
Black	3.1%
Filipino	0.9%
Latin American	1.4%
Southeast Asian	1.1%
Arab	0.9%
West Asian	0.4%
Korean	0.2%
Japanese	0.1%
Visible minority, n.i.e.	0.8%
Multiple visible minorities	0.5%
Population by Mother Tongue	
Single Responses	98.2%
English	79.5%
French	1.3%
Non-Official languages	17.4%
Multiple responses	1.8%



Cambridge Times

Distribution Map

