

# Carleton Place/Almonte Canadian Gazette



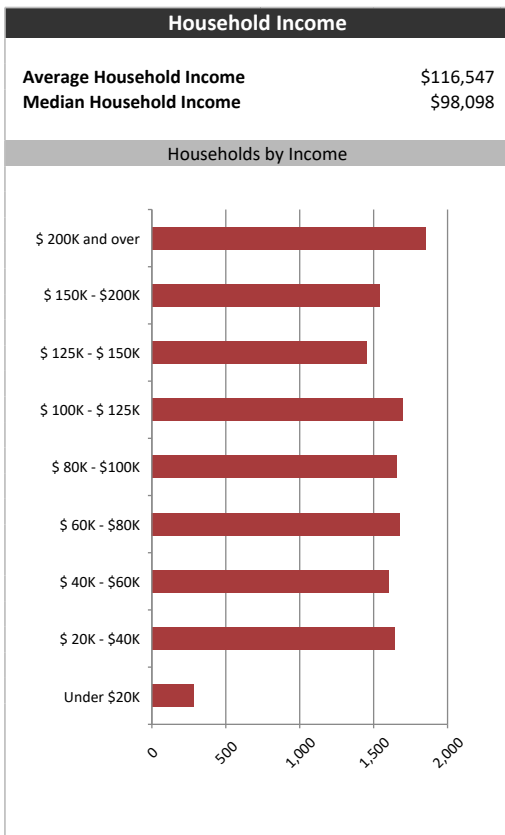
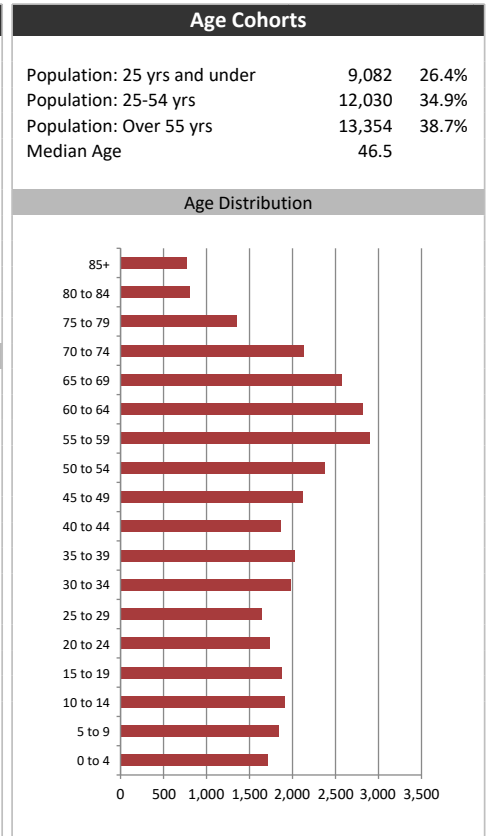
## Summary Report

April 12, 2022

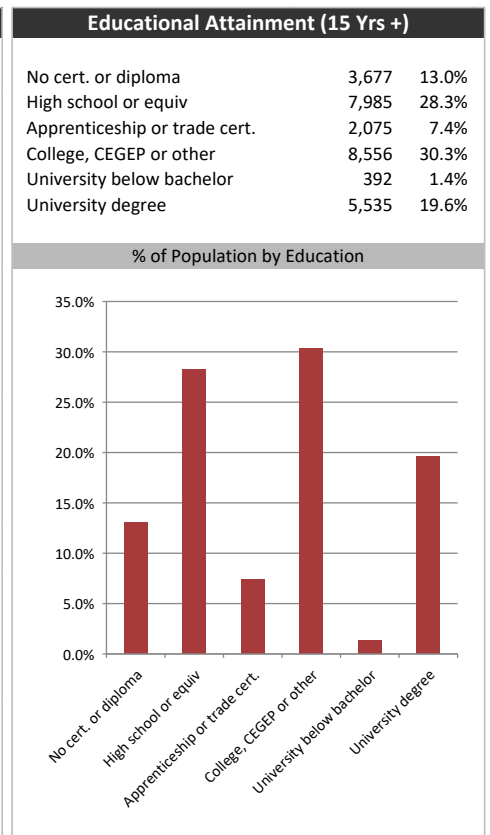
Market Information		
Average Household Spending / Yr		
Mortgage payments	\$	6,448
Cell Phone, Pager & Services	\$	1,363
Internet Access Services	\$	597
Home Renovations	\$	2,497
Retirement & pension fund payments	\$	2,205
Lotteries	\$	840
Health Insurance	\$	969
Household appliances	\$	845
Furnishings	\$	1,973
Computer hardware	\$	231
Auto/Truck Purchase	\$	8,928
Auto/Truck Rental or Lease	\$	138
Air Travel	\$	407
Age of Home Owners		
15 to 24 years	153	1.1%
25 to 34 years	1,472	11.0%
35 to 44 years	1,885	14.1%
45 to 54 years	2,489	18.6%
55 to 64 years	3,063	22.9%
65 to 74 years	2,665	19.9%
75 years or over	1,668	12.5%

Population & Household Summary	
Total Population	34,466
Population Growth 2016-2021	5.8%
Population Growth 2021-2026	2.9%
Total Households	13,396
Household Growth 2016-2021	3.6%
Household Growth 2021-2026	2.4%
% of Households with Children	40.6%
% of Households - Married w/ Kids	30.4%
% of Households - Single Parent	10.2%
% of Households by Household Size	

Household Size	% of Households
1 person	~23.0%
2 persons	40.0%
3 persons	~16.0%
4 persons	~15.0%
5 or more persons	~7.0%



Visible Minorities & Language	
Population by Visible Minority	
Chinese	0.5%
South Asian	0.4%
Black	0.7%
Filipino	0.1%
Latin American	0.2%
Southeast Asian	0.1%
Arab	0.5%
West Asian	0.1%
Korean	0.1%
Japanese	0.1%
Visible minority, n.i.e.	0.0%
Multiple visible minorities	0.1%
Population by Mother Tongue	
Single Responses	98.9%
English	90.6%
French	4.9%
Non-Official languages	3.4%
Multiple responses	1.1%



# Carleton Place/Almonte Canadian Gazette



## Distribution Map

Map

