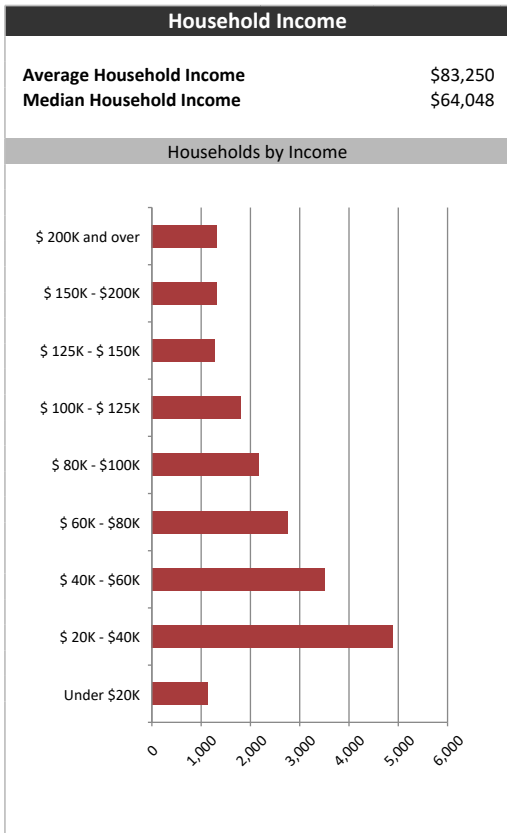
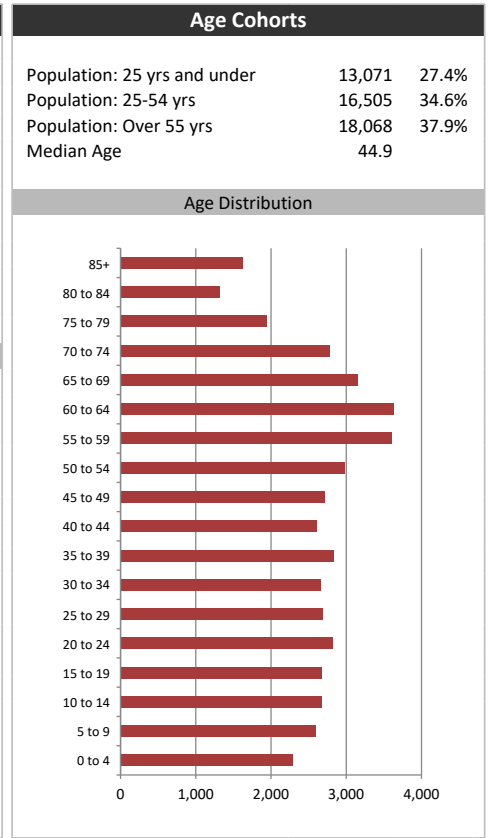


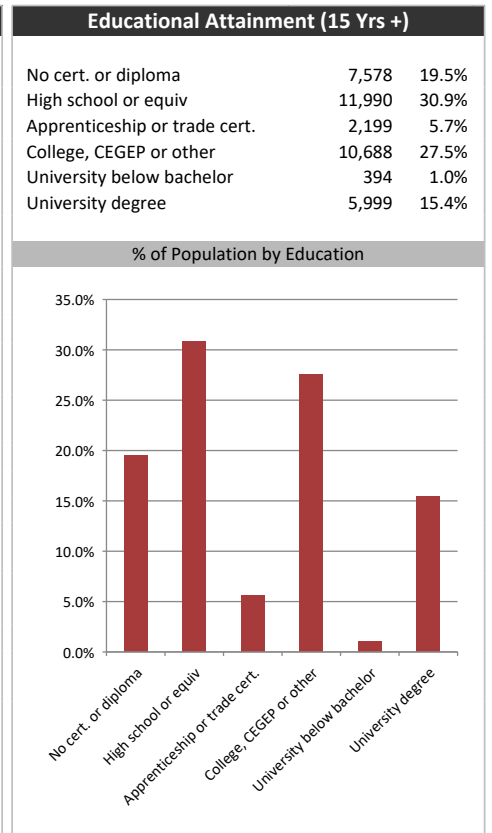
Market Information		
Average Household Spending / Yr		
Mortgage payments	\$	3,718
Cell Phone, Pager & Services	\$	1,132
Internet Access Services	\$	471
Home Renovations	\$	752
Retirement & pension fund payments	\$	1,247
Lotteries	\$	903
Health Insurance	\$	284
Household appliances	\$	510
Furnishings	\$	902
Computer hardware	\$	233
Auto/Truck Purchase	\$	4,768
Auto/Truck Rental or Lease	\$	114
Air Travel	\$	249
Age of Home Owners		
15 to 24 years	728	3.6%
25 to 34 years	2,579	12.8%
35 to 44 years	2,842	14.1%
45 to 54 years	3,334	16.6%
55 to 64 years	4,257	21.1%
65 to 74 years	3,569	17.7%
75 years or over	2,831	14.1%

Population & Household Summary	
Total Population	47,645
Population Growth 2016-2021	2.9%
Population Growth 2021-2026	0.1%
Total Households	20,140
Household Growth 2016-2021	0.0%
Household Growth 2021-2026	-0.1%
% of Households with Children	36.9%
% of Households - Married w/ Kids	23.6%
% of Households - Single Parent	13.4%
% of Households by Household Size	

Household Size	Percentage
1 person	33.0%
2 persons	36.0%
3 persons	14.0%
4 persons	11.0%
5 or more persons	6.0%



Visible Minorities & Language	
Population by Visible Minority	
Chinese	0.5%
South Asian	1.3%
Black	4.2%
Filipino	0.3%
Latin American	0.4%
Southeast Asian	0.6%
Arab	0.3%
West Asian	0.1%
Korean	0.3%
Japanese	0.1%
Visible minority, n.i.e.	0.2%
Multiple visible minorities	0.3%
Population by Mother Tongue	
Single Responses	99.0%
English	89.2%
French	2.5%
Non-Official languages	7.3%
Multiple responses	1.0%



Chatham Voice

Distribution Map

