

# Cornwall Seaway News




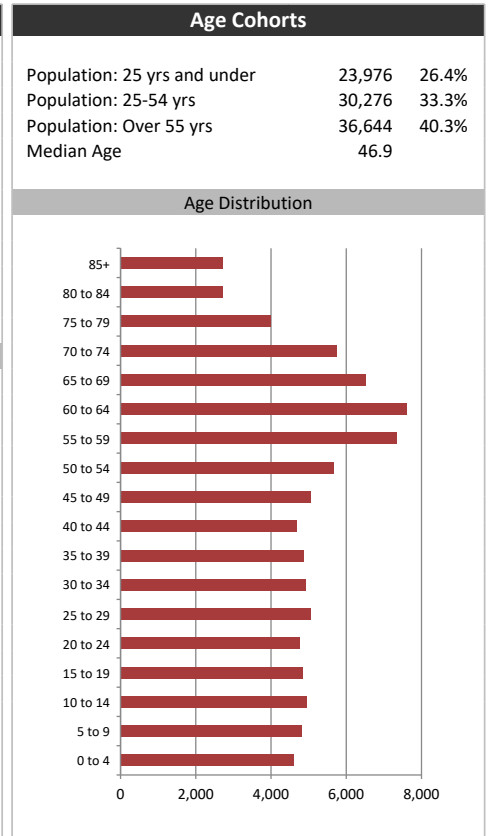
## Summary Report

April 12, 2022

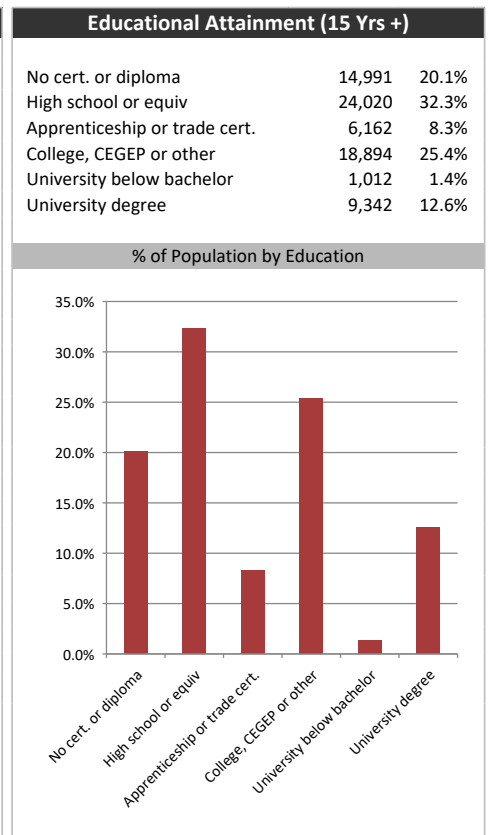
Market Information		
Average Household Spending / Yr		
Mortgage payments	\$	4,345
Cell Phone, Pager & Services	\$	1,132
Internet Access Services	\$	508
Home Renovations	\$	1,244
Retirement & pension fund payments	\$	1,472
Lotteries	\$	752
Health Insurance	\$	734
Household appliances	\$	628
Furnishings	\$	1,416
Computer hardware	\$	162
Auto/Truck Purchase	\$	6,469
Auto/Truck Rental or Lease	\$	89
Air Travel	\$	255
Age of Home Owners		
15 to 24 years	1,242	3.2%
25 to 34 years	4,635	11.9%
35 to 44 years	5,186	13.3%
45 to 54 years	6,135	15.7%
55 to 64 years	8,735	22.3%
65 to 74 years	7,533	19.3%
75 years or over	5,642	14.4%

Population & Household Summary	
Total Population	90,896
Population Growth 2016-2021	1.6%
Population Growth 2021-2026	-0.2%
Total Households	39,109
Household Growth 2016-2021	2.2%
Household Growth 2021-2026	-0.6%
% of Households with Children	35.5%
% of Households - Married w/ Kids	24.3%
% of Households - Single Parent	11.2%
% of Households by Household Size	

Household Size	% of Households
1 person	~29.5%
2 persons	~40.0%
3 persons	~14.5%
4 persons	~11.0%
5 or more persons	~5.0%



Visible Minorities & Language	
Population by Visible Minority	
Chinese	0.3%
South Asian	2.5%
Black	0.9%
Filipino	0.3%
Latin American	0.1%
Southeast Asian	0.1%
Arab	0.2%
West Asian	0.3%
Korean	0.0%
Japanese	0.0%
Visible minority, n.i.e.	0.1%
Multiple visible minorities	0.1%
Population by Mother Tongue	
Single Responses	98.0%
English	67.6%
French	25.4%
Non-Official languages	4.9%
Multiple responses	2.0%



# Cornwall Seaway News



## Distribution Map

Map

