

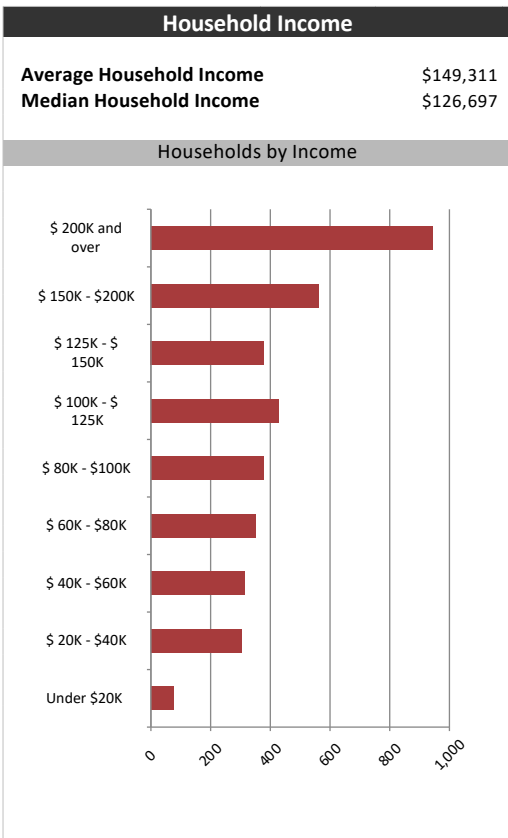
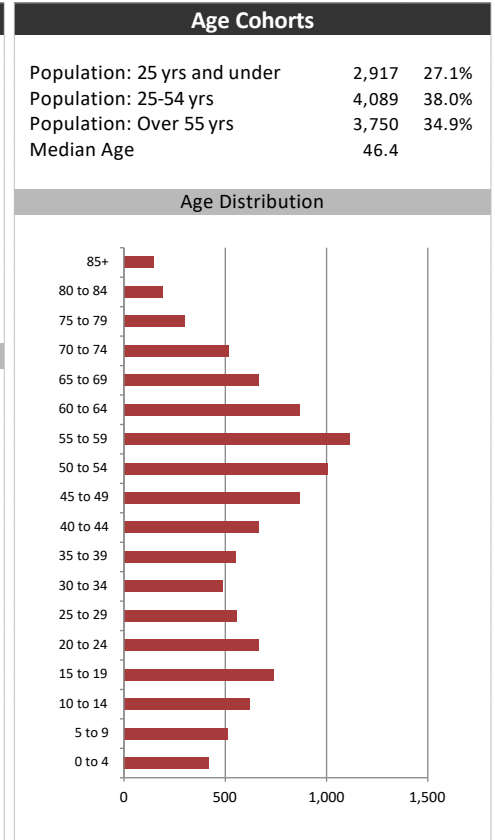
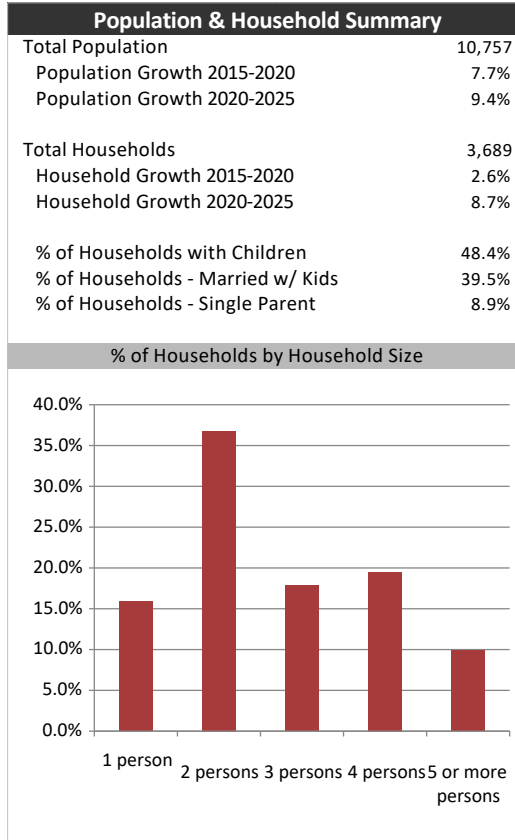
Erin Advocate



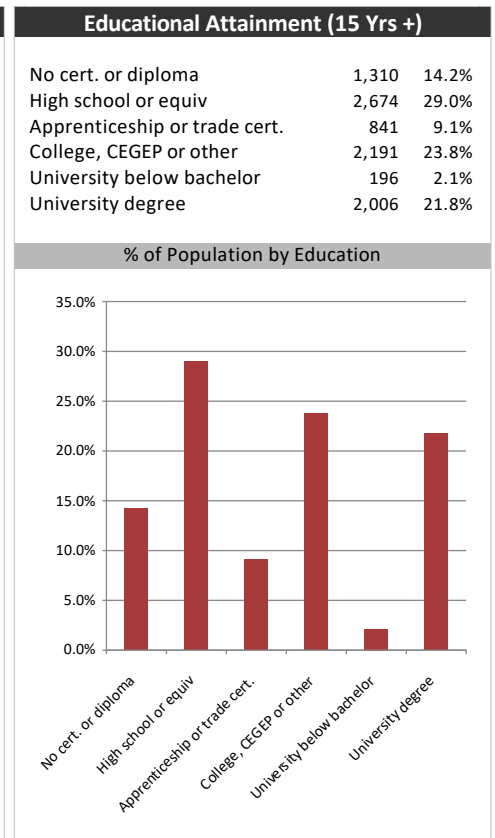
Summary Report

March 12, 2021

Market Information		
Average Household Spending / Yr		
Mortgage payments	\$	8,677
Cell Phone, Pager & Services	\$	1,495
Internet Access Services	\$	624
Home Renovations	\$	1,547
Retirement & pension fund payments	\$	2,596
Lotteries	\$	1,088
Health Insurance	\$	627
Household appliances	\$	1,029
Furnishings	\$	2,807
Computer hardware	\$	382
Auto/Truck Purchase	\$	11,729
Auto/Truck Rental or Lease	\$	372
Air Travel	\$	830
Age of Home Owners		
15 to 24 years	18	0.5%
25 to 34 years	300	8.1%
35 to 44 years	529	14.3%
45 to 54 years	894	24.2%
55 to 64 years	1,012	27.4%
65 to 74 years	562	15.2%
75 years or over	373	10.1%



Visible Minorities & Language	
Population by Visible Minority	
Chinese	0.7%
South Asian	1.6%
Black	0.6%
Filipino	0.4%
Latin American	0.5%
Southeast Asian	0.4%
Arab	0.7%
West Asian	0.0%
Korean	0.0%
Japanese	0.1%
Visible minority, n.i.e.	0.2%
Multiple visible minorities	0.2%
Population by Mother Tongue	
Single Responses	99.0%
English	89.2%
French	1.5%
Non-Official languages	8.2%
Multiple responses	1.0%



Erin Advocate



Distribution Map

Map

